


*"This is the agenda, to the extent known, for the  
October 24, 2023 Board Meeting.*

*Any revisions or amendments to the agenda will be made  
available as soon as possible."*

Revised as of 4:00 p.m. 10-23-2023



# **AGENDA**

## **Board Meeting**

## **NEW JERSEY TURNPIKE**

## **AUTHORITY**

## **October 24, 2023**

**Diane Gutierrez-Scaccetti, Chair**  
**James D. Carone, Executive Director**

AGENDA  
NEW JERSEY TURNPIKE AUTHORITY

October 24, 2023

9:00 A.M.

<i>Diane Gutierrez-Scaccetti</i>	<i>Chair</i>
<i>Ulises E. Díaz</i>	<i>Vice Chair</i>
<i>Michael R. DuPont</i>	<i>Treasurer</i>
<i>Ronald Gravino</i>	<i>Commissioner</i>
<i>John D. Minella</i>	<i>Commissioner</i>
<i>Raphael Salermo</i>	<i>Commissioner</i>
<i>Francisco Maldonado</i>	<i>Commissioner</i>
<i>James D. Carone</i>	<i>Executive Director</i>

AGENDA  
NEW JERSEY TURNPIKE AUTHORITY  
BOARD MEETING: October 24, 2023

## **Table of Contents**

**PUBLIC SESSION AGENDA MEETING CALLED TO ORDER**

**EXECUTIVE SESSION**

**PUBLIC COMMENT**

**1. *HUMAN RESOURCES***

**2. *LAW***

**3. *ENGINEERING***

**4. *PROCUREMENT AND MATERIALS MANAGEMENT (PMM)***

**5. *GENERAL BUSINESS***

**ADJOURNMENT**

AGENDA  
NEW JERSEY TURNPIKE AUTHORITY  
BOARD MEETING: October 24, 2023

## HUMAN RESOURCES

240-10-2023 Roster/Confirmation of Personnel Matters

## LAW

241-10-2023 Authorization for Partial Settlement of a Property Damage Insurance Claim for Property Damage with respect to Fire Damage to a Culvert at Garden State Parkway Milepost 91

Partial Settlement Amount: \$1,200,157.01

On January 19, 2022, a fire in a culvert near Milepost 91 on the Garden State Parkway necessitated emergency and long-term repairs to be performed. To date, the amount expended on such repairs has totaled \$3,200,157. After its \$2 million deductible, \$1,200,157.01 remains owing to the Authority by its carriers which will be paid to the Authority as follows:

Insurer	Pro Rata Percentage	Payment Amount
Zurich Insurance	35.5%	\$ 426,055.74
Chubb/Illinois Union	30%	\$ 360,047.10
Liberty Mutual	29.5%	\$ 354,046.32
Starr Surplus Lines Insurance Company	5%	\$ 60,007.85
<b>Total:</b>	<b>100%</b>	<b>\$1,200,157.01</b>

The Authority has tentatively agreed to accept this amount in partial settlement of this claim, subject to Commissioner approval. Authorization is requested to accept this partial settlement for amounts incurred to date and to authorize the Executive Director to approve a final settlement amount for additional reimbursement amounts as they are incurred.

242-10-2023 Authorization to Settle Litigation in the Matter of Abramovsky v. NJTA, et al. (Bergen County)

R-182455

Budget Code: 10-822-441043

Amount: \$510,000.00

On April 23, 2018, Roman Abramovsky was thrown from his Vespa scooter after hitting a pothole on the New Jersey Turnpike near milepost 117.3 in the Village of Ridgefield. On June 22, 2023, a personal injury arbitrator found NJTA 85% liable and Plaintiff 15% liable, respectively. The gross award was \$600,000 and a net award of \$510,000 against NJTA. Outside counsel is seeking settlement authority in the amount of \$510,000. The Law Department concurs with outside counsel's recommendation.

243-10-2023 Authorization to Settle Formal Workers' Compensation Matter – Edward Merritt v. New Jersey Turnpike Authority

Budget Code: 10-870-405070

Amount: \$133,218.36

AGENDA  
NEW JERSEY TURNPIKE AUTHORITY  
BOARD MEETING: October 24, 2023

## ENGINEERING

### COMPETITIVE PROCUREMENTS

**A. ORDER FOR PROFESSIONAL SERVICES (OPS)**

244-10-2023 **Recommendation to Issue Order for Professional Services Nos. A3935 and A3936**

New Jersey Turnpike and Garden State Parkway  
**KS Engineers, P.C. - OPS No. A3935**  
**Pickering, Corts & Summerson, Inc. - OPS No. A3936**

Order for Professional Services No. A3935  
2023 Retaining Wall and Noise Barrier Inspection - North  
R-181614, Budget Code: 010-850-445900  
Funding Allocation:     \$ 900,000.00 FY 2024  
                              \$ 135,000.00 FY 2025  
Amount:                   \$1,035,000.00

And

Order for Professional Services No. A3936  
2023 Retaining Wall and Noise Barrier Inspection - South  
R-181615, Budget Code: 010-850-445900  
Funding Allocation:     \$800,000.00 FY 2024  
                              \$115,000.00 FY 2025  
Amount:                   \$915,000.00

Through this single procurement process the Authority will select two consultants to furnish engineering services for retaining wall and noise barrier inspections on the New Jersey Turnpike and Garden State Parkway.

The engineering services associated with OPS No. A3935 will include close visual inspection of 258 retaining walls and 113 noise barriers located in the northern portion of the New Jersey Turnpike and Garden State Parkway between Turnpike Mileposts 82.15 and 122.03, including the Easterly and Westerly Alignments and the Newark Bay-Hudson County Extension (NB-HCE), and the Parkway between Mileposts 140.50 to 163.30.

OPS No. A3936 will include close visual inspection of 278 retaining walls and 46 noise barriers located in the southern portion of the New Jersey Turnpike and Garden State Parkway between Turnpike Milepost 38.90 to 81.90 and the Parkway between Milepost 0.50 and 134.52. Both OPS's include field verification and input of new inventory data and verification of existing inventory data as well as preparation of inspection reports.

AGENDA  
NEW JERSEY TURNPIKE AUTHORITY  
BOARD MEETING: October 24, 2023

245-10-2023     **Recommendation to Issue Order for Professional Services Nos. T3942 and T3943**

New Jersey Turnpike

**Michael Baker International, Inc. - OPS No. T3942**

**Greenman-Pedersen, Inc. - OPS No. T3943**

Order for Professional Services No. T3942

Design Services for Contract No. T100.664, Bridge Repairs and Resurfacing, Milepost 0 to 92

and the Pearl Harbor Memorial Turnpike Extension (2025)

R-181616, Budget Code: 0390000007

Amount: \$1,895,000.00

And

Order for Professional Services No. T3943

Design Services for Contract No. T100.665, Bridge Repairs and Resurfacing, Milepost 92 to 122

and the Newark Bay-Hudson County Extension (2025)

R-181617, Budget Code: 0390000006

Amount: \$1,995,000.00

Through this single procurement process, the Authority will select two consultants to furnish design services and prepare construction contract documents for the annual bridge deck and miscellaneous structural repair contracts for 2025, which will address the northern and southern portions of the Turnpike.

The design services associated with OPS No. T3942 will include bridge inspection, condition evaluation and preparation of contract documents for bridge deck repairs, resurfacing and miscellaneous structural repairs on the southern portion of the Turnpike.

The design services associated with OPS No. T3943 will include bridge inspection, condition evaluation and preparation of contract documents for bridge deck repairs, resurfacing and miscellaneous structural repairs on the northern portion of the Turnpike.

246-10-2023     **Recommendation to Issue Order for Professional Services Nos. T4115 and P4116**

New Jersey Turnpike and Garden State Parkway

**MP Engineers, P.C. - OPS No. T4115**

**Michael Baker International, Inc. - OPS No. P4116**

Order for Professional Services No. T4115

2023 Culvert Inspections, New Jersey Turnpike

R-181618, Budget Code: 010-850-445900

Funding Allocation:     \$ 30,000.00 FY 2023

                                     \$420,000.00 FY 2024

\$ 45,000.00 FY 2025

Amount:                     \$495,000.00

And

Order for Professional Services No. P4116

2023 Culvert Inspections, Garden State Parkway

R-181619, Budget Code: 010-850-445900

Funding Allocation:     \$ 30,000.00 FY 2023

                                     \$585,000.00 FY 2024

\$100,000.00 FY 2025

Amount:                     \$715,000.00

AGENDA  
NEW JERSEY TURNPIKE AUTHORITY  
BOARD MEETING: October 24, 2023

Through this single procurement process, the Authority will select two consultants to provide engineering services for inspections of culverts with span lengths between 5 and 20 feet on the New Jersey Turnpike and Garden State Parkway.

The engineering services associated with OPS No. T4115 will include inspection of 75 culverts on the New Jersey Turnpike and OPS No. P4116 will include inspection of 142 culverts on the Garden State Parkway. Both OPS' include condition inspection and evaluation, data collection, and preparation of Culvert Inspection Reports.

**NON-COMPETITIVE PROCUREMENTS**

**B. MISCELLANEOUS**

261-10-2023 **Authorization for Executive Director to Enter into a Memorandum of Understanding with Applegreen Ltd. for Reimbursement Associated with the Service Area Rehabilitation Program covering Phase 4 and Phase 5 Service Area Improvements**

R-182560/R-182564/R-182565, Budget Code: 39200018/4000046000/4000046002  
Amount: \$100,000,000.00

The work in Phase 4 for which the Authority is responsible for includes all of the site work at the Vauxhall, Brookdale South, Joyce Kilmer, James Fenimore Cooper and Walt Whitman Service Areas on the Garden State Parkway and New Jersey Turnpike. The work in Phase 5 for which the Authority is responsible for includes all of the site work at the Clara Barton, John Fenwick, Jon Bon Jovi and James Gandolfini Service Areas on the Garden State Parkway and New Jersey Turnpike. This Memorandum of Understanding will provide reimbursement to Applegreen Ltd. for the site work at those Service Areas.

**C. FINAL ACCEPTANCES**

247-10-2023	Contractor / Contract No.	Description	Amount
	P500.451 / USA General Contractors Corp.	Roof Replacement at Parkway East Orange Toll Plaza, Milepost 147	\$9,838.81
	T100.510 / Mount Construction Co., Inc.	Fender System Repairs and Pier E6, E7 and E8 Improvements, Str. No. N2.01, Newark Bay Bridge	\$83,639.66
	T200.633 / South State, Inc.	Roadway Resurfacing, Milepost 0 to 83, Section 3 (2022)	\$3,050,598.44

Amount Due to Contractors: \$3,144,076.91  
Budget Code: Various

**D. REPORTS**

248-10-2023 **Acknowledge Reports of Engineering Expenditures Under Delegated Authority**

- Construction Contract Progress Summary
- Change Order Summary
- Utility Order Report

AGENDA  
NEW JERSEY TURNPIKE AUTHORITY  
BOARD MEETING: October 24, 2023

**PROCUREMENT AND MATERIALS MANAGEMENT**  
**COMPETITIVE PROCUREMENTS**

**A. PUBLIC BIDS**

249-10-2023      **STMC Uninterruptible Power Systems (UPS) - Rebid**  
**HBC Company, Inc.**  
RM-180356 (Information Technology Services), Budget Code: 049 00 830 156555  
0490052008  
Amount: \$ 785,000.00

Under this contract, HBC Company, Inc. will supply the Authority with hardware to update the Uninterruptible Power Systems (UPS) at the Statewide Traffic Management Center (STMC) Data Center which are at end-of-life and will not be supported after December 31, 2023.

**B. STATE/GOVERNMENT CONTRACTS**

250-10-2023      **IBM Software License 2023-2024**  
**Insight Public Sector, Inc.**  
R-181631 (Information Technology Services), Budget Code: 010 00 830 121020  
State Contract No. T-3121/20-TELE-01512 expiring 05/24/2026  
Amount: \$144,082.94

Under this contract, Insight Public Sector, Inc. will provide license renewal and support for the IBM Intelligent Operations Center (IOC) software. The IOC software monitors and controls a growing number of cameras, message signs, and detection devices on both Roadways and is an essential toolset for traffic management operations at the Statewide Traffic Management Center. The term of this contract will be for one (1) year. This license renewal and support is available under State Contract No. T-3121/20-TELE-01512 expiring 05/24/2026.

251-10-2023      **Trailer Mounted Generac Generator (1)**  
**Warshauer Generator LLC**  
R-181598 (Operations), Budget Code: 049 00 500 156555 0490016018  
State Contract No. T-2871/18-FOOD-00378 expiring 05/24/2024  
Amount: \$107,944.13

Under this contract, Warshauer Generator LLC will provide the Authority with one (1) Trailer Mounted Generac Generator. The generator will be used by the Operations Department to provide supplemental electrical service in the Authority's Toll Plazas and Service Areas in the event of a power outage. This generator is available under State Contract No. T-2871/18-FOOD-00378 expiring 05/24/2024.

252-10-2023      **Video Display Wall System Hardware Refresh**  
**Intech Corporation d/b/a Activu Corp.**  
R-181656 (ITS), Budget Code: 010 00 830 121020  
GSA Contract No. 47QTCA23D0087 expiring 05/08/2028  
Amount: \$ 144,980.14

Under this contract, Activu Corp. will supply and install hardware needed to update the video walls at NJTA Headquarters and the Traffic Management Center. This update will comply with the latest Activu video display platform. The displays provide the Authority, the NJDOT and NJ State Police with the ability to display real-time video from New Jersey

AGENDA  
NEW JERSEY TURNPIKE AUTHORITY  
BOARD MEETING: October 24, 2023

roadways, creating situational and event awareness essential to daily operations. In addition, the video displays facilitate emergency management on the respective roadways. This video wall hardware refresh is available from Federal GSA Contract No. 47QTCA23D0087 expiring 05/08/2028.

253-10-2023

**State Contract Modification**

At prior Board of Commissioners meetings, the Authority approved purchases (up to a maximum authorized dollar amount) from the vendors listed herein under the New Jersey State contracts referenced below. The terms of the referenced State contracts have since been extended and additional funds are needed to purchase these necessary goods and/or services through the extended terms of the State contracts:

**Traffic Safety Control Devices / Attenuator Parts and Supplies**

**Traffic Safety Service LLC**

RM-181794/Contract No. 2969 (Operations/Inventory)

State Contract No. T-2908/20-FLEET-01319 expiring 09/22/2024

Budget Code: Various

Current Authorized Amount: \$ 270,000.00

Requested Amount: \$ **160,000.00**

New Authorized Amount: \$ 430,000.00

C.

**SOLE SOURCE**

254-10-2023

**Toro Mower Parts (Modification)**

**Storr Tractor Company**

RM-181607 (Inventory)

Budget Code: Various

Current Authorized Amount: \$90,000.00

Requested Amount: **\$150,000.00**

New Authorized Amount: \$240,000.00

On March 16, 2023, a sole source contract was awarded to Storr Tractor Company for Toro mower parts stocked in Inventory. Items include, but are not limited to, filters, belts, gaskets, wheels, housing assemblies and blades. This modification is required due to the increasing number of Toro mowers in use on both roadways by the Authority and should fund the contract until its expiration on 03/13/2024.

**GENERAL BUSINESS**

255-10-2023

**Volume and Crash Synopses**

Garden State Parkway and New Jersey Turnpike: Period 01/01/2023 through 09/30/2023; with 2022-2023 Yearly Comparisons through August 2023.

256-10-2023

**New Jersey State Police Troop D Activity Reports**

For September 2023, with 2022-2023 Yearly Comparisons

257-10-2023

**Financial Summary for the Nine (09) month's ended September 30, 2023**

258-10-2023

**Authorization to Adopt the 2024 Annual Budget**


259-10-2023

**Net Revenue Certification under Turnpike Revenue Bond Resolution Section 713 (c)**

260-10-2023

**Authorization to Approve the Annual Meeting Notice for 2024**

**Law**



# New Jersey Turnpike Authority

## MEMORANDUM

October 10, 2023

TO: James D. Carone, Executive Director

FROM: Ann Christine Monica, Acting Director of Law

RE: Authorization for Partial Settlement of a Property Damage Insurance Claim for Property Damage with respect to Fire Damage to a Culvert at Garden State Parkway Milepost 91  
Partial Settlement  
Amount : \$1,200,157.01

On January 19, 2022, a fire in a culvert near Milepost 91 on the Garden State Parkway necessitated emergency and long-term repairs. In order to repair the property damage, the Authority entered into contracts to provide engineering design services, construction supervision services, and a construction contract for the repair of the damaged culvert. To date, the amount expended on repairs has totaled \$3,200,157, which was submitted to the Authority's insurers.

The Authority has agreed to a tentative settlement with its insurers for the partial amount of \$1,200,157.01, after applying the \$2,000,000 deductible, subject to Commissioner approval. This amount will be paid to the Authority as follows:

Insurer	Pro Rata Percentage	Payment Amount
Zurich Insurance	35.5%	\$ 426,055.74
Chubb/Illinois Union	30%	\$ 360,047.10
Liberty Mutual	29.5%	\$ 354,046.32
Starr Surplus Lines Insurance Company	5%	\$ 60,007.85
<b>Total:</b>	<b>100%</b>	<b>\$1,200,157.01</b>

A final invoice for the total amount is pending due to the extended period required to complete all repairs. Marsh USA, Inc., the Authority's property insurance broker, and Turner Surety and Insurance Brokerage, the Authority's insurance consultant, recommend that partial settlement of this claim for the amounts incurred to date is in the best interest of the Authority.

Therefore, it is recommended that the Authority's Commissioners approve the partial settlement of the claim pursuant to the terms as set forth above. It is also recommended that the Authority's Executive Director be authorized to execute any and all documents, including approval of a final settlement for additional reimbursement amounts incurred, as are necessary to further the intent of the authorization.

Ann Christine Monica  
Acting Director of Law

CERTIFIED FOR CONSIDERATION:

James D. Carone  
Executive Director



# New Jersey Turnpike Authority

## MEMORANDUM

October 10, 2023

TO: James D. Carone  
Executive Director


FROM: Ann Christine Monica  
Acting Director of Law

RE: Authorization to Settle Litigation in the Matter of Abramovsky v. NJTA, et al. (Bergen County)  
Budget Code: 10-822-441043  
Amount: \$510,000.00


This matter is a personal injury claim arising from a motorist that was thrown from his Vespa scooter after hitting a pothole on the New Jersey Turnpike near milepost 117.3 in the Village of Ridgefield, on Monday, April 23, 2018. The impact of the accident resulted in severe injuries to plaintiff. As a result, plaintiff suffered a displaced right shoulder, fractured left elbow (requiring open reduction internal fixation and ulnar nerve repair), face lacerations, and broken teeth.

The parties attended a personal injury arbitration that was held on June 22, 2023. At the arbitration, an award was entered in the gross amount of \$600,000. After the arbitration, a trial date was scheduled for December 11, 2023. Thereafter, on June 3, 2023, a settlement conference was held before Hon. David V. Nasta. After the settlement conference, the parties agreed to a conditional settlement of \$510,000 of all claims in the matter without any admission of wrongdoing by the Authority, subject to the Board of Commissioners approval. General Counsel reviewed this matter and other similar matters that were previously adjudicated and/or settled to confirm that this proposed settlement value is reasonable given the facts of the case, in consideration of plaintiff's injury, age, and the projected future costs of defense. The Law Department concurs with General Counsel's recommendation.

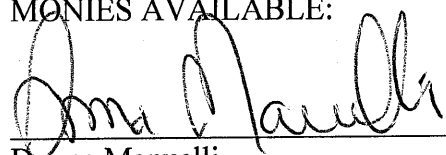
Therefore, it is recommended that the Authority's Commissioners approve the settlement of this matter pursuant to the terms set forth above. It is also recommended that the Authority's Commissioners authorize the Acting Executive Director to execute any and all documents in furtherance of same.


  
Ann Christine Monica  
Acting Director of Law

CERTIFIED FOR CONSIDERATION:

  
James D. Carone  
Executive Director

MONIES AVAILABLE:

  
Donna Manuelli  
Chief Financial Officer



# New Jersey Turnpike Authority

## Memorandum

DATE: September 21, 2023

MEMORANDUM TO: James D. Carone  
Executive Director

SUBJECT: Authorization to Settle Formal Workers' Compensation Matter -  
Edward Merritt v. N.J. Turnpike Authority

Petitioner Edward Merritt is a Parkway Division Technology Device Technician, hired in June 1999. This is a re-opener, and the recommended settlement will resolve a formal Claim Petition filed in 2017.

The petitioner is represented by Petro Cohen Petro Matarazzo, located in Northfield, NJ. The Authority is defended by Special Counsel Neil Gallagher of GluckWalrath LLP, located in Freehold, NJ. The matter is venued in the district office of Atlantic City Workers' Compensation Court before the Honorable James E. Robertson.

The total settlement award is \$133,218.36.

The Law Department has reviewed this matter and agrees with the recommendation of the Special Counsel, the Authority's third-party workers' compensation administrator and the Authority's Benefits Manager. Authorization is, therefore, requested to allow Special Counsel to settle this matter for the sum of **\$133,218.36**.

This settlement will be payable under Account No. 10-870-405070.


  
Mary Elizabeth Garrity  
Director of Human Resources

  
Ann Christine Monica  
Acting Director of Law

CERTIFIED FOR CONSIDERATION:

  
James D. Carone  
Executive Director

MONIES AVAILABLE:

  
Donna Mahuelli  
Chief Financial Officer

# Engineering

# ENGINEERING AGENDA FOR THE October 24, 2023 COMMISSION MEETING

Comments	Note	Agenda Item #	Company Name Item Description	Authorized Amount
<b>COMPETITIVE PROCUREMENT</b>				
<b>AWARD OF CONTRACTS</b>				
<b>TOTAL NUMBER OF ITEMS</b>	<b>0</b>			<b>\$ -</b>
	<b>F</b>	<b>244</b>	<b>OPS No. A3935</b> - KS Engineers, P.C. 2023 Retaining Wall and Noise Barrier Inspection - North  and  <b>OPS No. A3936</b> - Pickering, Corts & Summerson, Inc. 2023 Retaining Wall and Noise Barrier Inspection - South	\$1,035,000.00     \$915,000.00
	<b>F</b>	<b>245</b>	<b>OPS No. T3942</b> - Michael Baker International, Inc. Design Services for Contract No. T100.664 Bridge Repairs and Resurfacing, Milepost 0 to 92 and the Pearl Harbor Memorial Turnpike Extension (2025)  and  <b>OPS No. T3943</b> - Greenman-Pedersen, Inc. Design Services for Contract No. T100.665 Bridge Repairs and Resurfacing, Milepost 92 to 122 and the Newark Bay-Hudson County Extension (2025)	\$1,895,000.00     \$1,995,000.00
	<b>F</b>	<b>246</b>	<b>OPS No. T4115</b> - MP Engineers, P.C. 2023 Culvert Inspections, New Jersey Turnpike  and  <b>OPS No. P4116</b> - Michael Baker International, Inc. 2023 Culvert Inspections, Garden State Parkway	\$495,000.00    \$715,000.00
<b>TOTAL NUMBER OF ITEMS</b>	<b>3</b>			<b>\$7,050,000.00</b>
<b>TOTAL COMPETITIVE ITEMS</b>	<b>3</b>		<b>TOTAL COMPETITIVE PROCUREMENT CONTRACTS</b>	<b>\$ 7,050,000.00</b>
<b>NON-COMPETITIVE PROCUREMENT</b>				
	<b>F</b>	<b>261</b>	Authorization for Executive Director to Enter into a Memorandum of Understanding for Reimbursement Associated with the Service Area Rehabilitation Program covering Phase 4 and Phase 5 Service Area Improvements	\$ 100,000,000.00
<b>TOTAL NON-COMPETITIVE ITEMS</b>	<b>1</b>		<b>TOTAL NON-COMPETITIVE PROCUREMENT CONTRACTS</b>	<b>\$ 100,000,000.00</b>
<b>TOTAL ITEMS</b>	<b>4</b>		<b>ENGINEERING ITEMS</b>	<b>\$ 107,050,000.00</b>

# ENGINEERING AGENDA FOR THE October 24, 2023 COMMISSION MEETING


Comments	Note	Agenda Item #	Company Name Item Description	Authorized Amount
<b>FINAL ACCEPTANCE</b>				
		247	Contract No. P500.451 Roof Replacement at Parkway East Orange Toll Plaza, Milepost 147	\$9,838.81
			Contract No. T100.510 Fender System Repairs and Pier E6, E7 and E8 Improvements, Str. No. N2.01, Newark Bay Bridge	\$83,639.66
			Contract No. T200.633 Roadway Resurfacing, Milepost 0 to 83, Section 3 (2022)	\$3,050,598.44

## NOTE: BUDGET IMPACT


- FF Future Funded  
 FP Subject to funding availability at the time of ordering.  
 FS Funding subject to authorization through WRAF approval process.  
 F Funds are available in the appropriate operating/capital budgets for the referenced procurements.

**RECOMMENDATION:** The purchases/contracts be approved as proposed.


APPROVED BY:

  
 Ann Christine Monica  
 Acting Director of Law


SUBMITTED BY:

  
 Michael Garofalo, Chief Engineer  
 October 23, 2023

MONIES AVAILABLE:

  
 Donna Manuelli, Chief Financial Officer

CERTIFIED FOR CONSIDERATION:

  
 James D. Carone, Executive Director

COMMISSION MEETING DATE: October 24, 2023

<b>Vendor Name (&amp; Location):</b> KS Engineers, P.C., Newark, NJ Pickering, Corts & Summerson, Inc., Newtown, PA		<b>Number:</b> Order for Professional Services No. A3935 Order for Professional Services No. A3936	
<b>Description:</b> New Jersey Turnpike and Garden State Parkway  Order for Professional Services No. A3935 2023 Retaining Wall and Noise Barrier Inspection - North  and  Order for Professional Services No. A3936 2023 Retaining Wall and Noise Barrier Inspection - South		<b>Total Amount:</b> OPS No. A3935 - \$1,035,000.00 OPS No. A3936 - \$915,000.00	
		<b>Budget Code:</b> 010-850-445900	
		<b>Contract Term (Including Options, if any):</b>	
		<b>Funding Source:</b> <input checked="" type="checkbox"/> Operating <input type="checkbox"/> Capital	
FS	Funding subject to authorization through WRAF approval process.	F	Funds are available in the appropriate operating/capital budgets for the referenced procurements.
<input type="checkbox"/>		<input checked="" type="checkbox"/>	
FF	Future Funded	FP	Subject to funding availability at the time of ordering.
<input type="checkbox"/>		<input type="checkbox"/>	
<b>Requesting Department:</b> Engineering			
<b>Director/Manager:</b> Michael Garofalo, P.E., Chief Engineer			
Posted on the Authority's website on July 20, 2023			

<b>PROCUREMENT TYPE:</b>			
<input checked="" type="checkbox"/>	Competitive	<input type="checkbox"/>	Non-Competitive
<b>SOLICITATION TYPE:</b>			
<input type="checkbox"/>	Bid	<input checked="" type="checkbox"/>	RFP
<input type="checkbox"/>	Sole Source	<input type="checkbox"/>	Other
<input type="checkbox"/>		<input type="checkbox"/>	State Contract

Through this single procurement process the Authority will select two consultants to furnish engineering services for retaining wall and noise barrier inspections on the New Jersey Turnpike and Garden State Parkway.

The engineering services associated with OPS No. A3935 will include close visual inspection of 258 retaining walls and 113 noise barriers located in the northern portion of the New Jersey Turnpike and Garden State Parkway between Turnpike Mileposts 82.15 and 122.03, including the Easterly and Westerly Alignments and the Newark Bay-Hudson County Extension (NB-HCE), and the Parkway between Mileposts 140.50 to 163.30. OPS No. A3936 will include close visual inspection of 278 retaining walls and 46 noise barriers located in the southern portion of the New Jersey Turnpike and Garden State Parkway between Turnpike Milepost 38.90 to 81.90 and the Parkway between Milepost 0.50 and 134.52. Both OPS's include field verification and input of new inventory data and verification of existing inventory data as well as preparation of inspection reports.

These assignments are classified as "Simple Projects" since the scopes of work are clearly defined and not likely to change during the course of the project, and the cost of each is less than \$2,000,000.00. The Solicitation for Expressions of Interest (EOIs) was posted on the Authority's website and forty-two (42) engineering firms were prequalified and eligible under Profile Code: D280R, Bridges - NBIS Program, Routine. Two firms submitted EOIs by the closing date of September 13, 2023. In accordance with N.J.A.C. 19:9-2.8(e)1, the Chief Engineer has consulted with the Executive Director who has determined that the procurement may continue with fewer than three firms.

The scoring of the EOIs by the Review Committee resulted in the following order of ranking of the two firms: 1) KS Engineers, P.C. and 2) Pickering, Corts & Summerson, Inc. The two firms were requested to submit sealed Fee Proposals, which were received and have been reviewed. A review of the Fee Proposal of the highest technically ranked firm, KS Engineers, P.C. for OPS No. A3935, was reviewed and negotiated. Subsequently, a review of the Fee Proposal of the second technically ranked firm, Pickering, Corts & Summerson, Inc. for OPS No. A3936, was reviewed and negotiated. Both fees are considered to be fair and reasonable for the services to be provided.

It is, therefore, recommended that Order for Professional Services No. A3935 be issued to the firm of KS Engineers, P.C. of Newark, New Jersey not to exceed the amount of \$1,035,000.00 allocated as follows: \$900,000.00 in FY 2024 and \$135,000.00 in FY 2025. This amount includes reimbursement of direct salaries times a maximum multiplier of 2.77 to cover the cost of fringe benefits, overhead and profit, plus authorized direct non-salary expenses.

It is further recommended that Order for Professional Services No. A3936 be issued to the firm of Pickering, Corts & Summerson, Inc. of Newtown, Pennsylvania, not to exceed the amount of \$915,000.00, allocated as follows: \$800,000.00 in FY 2024 and \$115,000.00 in FY 2025. This amount includes reimbursement of direct salaries times a maximum multiplier of 2.80 to cover the cost of fringe benefits, overhead and profit, plus authorized direct non-salary expenses.

These professional services were procured by a fair and open process, and the recommended firms were selected in accordance with N.J.S.A. 52:34-9.1, et seq., N.J.S.A. 27:23-6.1 of the Authority's enabling legislation, N.J.A.C. 19:9-2.8, promulgated pursuant thereto, and Executive Order No. 37 (Corzine 2006).

COMMISSION MEETING DATE: October 24, 2023

<b>Vendor Name (&amp; Location):</b>		<b>Number:</b> Order for Professional Services No. T3942 Order for Professional Services No. T3943	
Michael Baker International, Inc., , Hamilton, NJ Greenman-Pedersen, Inc., Bridgewater, NJ		<b>Total Amount:</b> OPS No. T3942 - \$1,895,000.00 OPS No. T3943 - \$1,995,000.00	
<b>Description:</b>		<b>Budget Code:</b>	
New Jersey Turnpike		0390000007/0390000006	
Order for Professional Services No. T3942 Design Services for Contract No. T100.664 Bridge Repairs and Resurfacing, Milepost 0 to 92 and the Pearl Harbor Memorial Turnpike Extension (2025)		<b>Contract Term (Including Options, if any):</b>	
and			
Order for Professional Services No. T3943 Design Services for Contract No. T100.665 Bridge Repairs and Resurfacing, Milepost 92 to 122 and the Newark Bay-Hudson County Extension (2025)			
<b>PROCUREMENT TYPE:</b>		<b>Funding Source:</b> <input type="checkbox"/> Operating <input checked="" type="checkbox"/> Capital	
<input checked="" type="checkbox"/> Competitive	<input type="checkbox"/> Non-Competitive	<b>FS</b>	<b>F</b>
		<input type="checkbox"/> Funding subject to authorization through WRAF approval process.	<input checked="" type="checkbox"/> Funds are available in the appropriate operating/capital budgets for the referenced procurements.
		<b>FF</b>	<b>FP</b>
		<input type="checkbox"/> Future Funded	<input type="checkbox"/> Subject to funding availability at the time of ordering.
<b>SOLICITATION TYPE:</b>		<b>Requesting Department:</b>	
<input type="checkbox"/> Bid	<input checked="" type="checkbox"/> RFP	Engineering	
<input type="checkbox"/> State Contract	<input type="checkbox"/> Other	<b>Director/Manager:</b>	
<input type="checkbox"/> Sole Source	<input type="checkbox"/> Other	Michael Garofalo, P.E., Chief Engineer	
		Posted on the Authority's website on August 10, 2023	

Through this single procurement process, the Authority will select two consultants to furnish design services and prepare construction contract documents for the annual bridge deck and miscellaneous structural repair contracts for 2025, which will address the northern and southern portions of the Turnpike.

The design services associated with OPS No. T3942 will include bridge inspection, condition evaluation and preparation of contract documents for bridge deck repairs, resurfacing and miscellaneous structural repairs on the southern portion of the Turnpike. The design services associated with OPS No. T3943 will include bridge inspection, condition evaluation and preparation of contract documents for bridge deck repairs, resurfacing and miscellaneous structural repairs on the northern portion of the Turnpike.

These assignments are classified as "Simple Projects" since the scopes of work are clearly defined and not likely to change during the course of the project, and the cost of each is less than \$2,000,000.00. The Solicitation for Expressions of Interest (EOIs) was posted on the Authority's website and fifty-three (53) engineering firms were prequalified and eligible under Profile Codes: A092, Bridges: Miscellaneous Repairs and A093, Bridges: Deck Replacements and Rehabilitations. Four firms submitted EOIs by the closing date of August 31, 2023.

The scoring of the EOIs by the Review Committee resulted in the following order of ranking of the top three firms: 1) Greenman-Pedersen, Inc.; 2) Michael Baker International, Inc.; and 3) Parsons Transportation Group, Inc. These three firms were requested to submit sealed Fee Proposals, which were received and have been reviewed. The Fee Proposal of the highest technically ranked firm, Greenman-Pedersen, Inc. for OPS No. T3943 (in accordance with the Solicitation for EOIs), was reviewed and negotiated. Subsequently, the Fee Proposal of the second highest technically ranked firm, Michael Baker International, Inc., for OPS No. T3942, was reviewed and negotiated. Both fees are considered to be fair and reasonable for the services to be provided.

It is, therefore, recommended that Order for Professional Services No. T3942 be issued to the firm of Michael Baker International, Inc. of Hamilton, New Jersey, not to exceed the amount of \$1,895,000.00. This amount includes reimbursement of direct salaries times a maximum multiplier of 2.66 to cover the cost of fringe benefits, overhead and profit, plus authorized direct non-salary expenses.

It is further recommended that Order for Professional Services No. T3943 be issued to the firm of Greenman-Pedersen, Inc. of Bridgewater, New Jersey, not to exceed the amount of \$1,995,000.00. This amount includes reimbursement of direct salaries times a maximum multiplier of 2.8 to cover the cost of fringe benefits, overhead and profit, plus authorized direct non-salary expenses.

These professional services were procured by a fair and open process, and the recommended firms were selected in accordance with N.J.S.A. 52:34-9.1, et seq., N.J.S.A. 27:23-6.1 of the Authority's enabling legislation, N.J.A.C. 19:9-2.8, promulgated pursuant thereto, and Executive Order No. 37 (Corzine 2006).

It is, therefore, recommended that Order for Professional Services No. T3942 be issued to the firm of Michael Baker International, Inc. of Hamilton, New Jersey, not to exceed the amount of \$1,895,000.00. This amount includes reimbursement of direct salaries times a maximum multiplier of 2.66 to cover the cost of fringe benefits, overhead and profit, plus authorized direct non-salary expenses.

It is further recommended that Order for Professional Services No. T3943 be issued to the firm of Greenman-Pedersen, Inc. of Bridgewater, New Jersey, not to exceed the amount of \$1,995,000.00. This amount includes reimbursement of direct salaries times a maximum multiplier of 2.8 to cover the cost of fringe benefits, overhead and profit, plus authorized direct non-salary expenses.

These professional services were procured by a fair and open process, and the recommended firms were selected in accordance with N.J.S.A. 52:34-9.1, et seq., N.J.S.A. 27:23-6.1 of the Authority's enabling legislation, N.J.A.C. 19:9-2.8, promulgated pursuant thereto, and Executive Order No. 37 (Corzine 2006).

It is, therefore, recommended that Order for Professional Services No. T3942 be issued to the firm of Michael Baker International, Inc. of Hamilton, New Jersey, not to exceed the amount of \$1,895,000.00. This amount includes reimbursement of direct salaries times a maximum multiplier of 2.66 to cover the cost of fringe benefits, overhead and profit, plus authorized direct non-salary expenses.

It is further recommended that Order for Professional Services No. T3943 be issued to the firm of Greenman-Pedersen, Inc. of Bridgewater, New Jersey, not to exceed the amount of \$1,995,000.00. This amount includes reimbursement of direct salaries times a maximum multiplier of 2.8 to cover the cost of fringe benefits, overhead and profit, plus authorized direct non-salary expenses.

These professional services were procured by a fair and open process, and the recommended firms were selected in accordance with N.J.S.A. 52:34-9.1, et seq., N.J.S.A. 27:23-6.1 of the Authority's enabling legislation, N.J.A.C. 19:9-2.8, promulgated pursuant thereto, and Executive Order No. 37 (Corzine 2006).

It is, therefore, recommended that Order for Professional Services No. T3942 be issued to the firm of Michael Baker International, Inc. of Hamilton, New Jersey, not to exceed the amount of \$1,895,000.00. This amount includes reimbursement of direct salaries times a maximum multiplier of 2.66 to cover the cost of fringe benefits, overhead and profit, plus authorized direct non-salary expenses.

**OPS Nos. T3942 and T3943**

**October 4, 2023**

Page 2 of 2

COMMISSION MEETING DATE: October 24, 2023

Vendor Name (& Location): MP Engineers, P.C., Princeton, NJ Michael Baker International, Inc., Hamilton, NJ		Number: Order for Professional Services No. T4115 Order for Professional Services No. P4116	
Description: New Jersey Turnpike and Garden State Parkway  Order for Professional Services No. T4115 2023 Culvert Inspections, New Jersey Turnpike  and  Order for Professional Services No. P4116 2023 Culvert Inspections, Garden State Parkway		Total Amount: OPS No. T4115 - \$495,000.00 OPS No. P4116 - \$715,000.00	
		Budget Code: 010-850-445900	
		Contract Term (Including Options, if any):	
		Funding Source: <input checked="" type="checkbox"/> Operating <input type="checkbox"/> Capital	
FS	Funding subject to authorization through WRAF approval process.	F	Funds are available in the appropriate operating/capital budgets for the referenced procurements.
<input type="checkbox"/>		<input checked="" type="checkbox"/>	
FF	Future Funded	FP	Subject to funding availability at the time of ordering.
<input type="checkbox"/>		<input type="checkbox"/>	
PROCUREMENT TYPE: <input checked="" type="checkbox"/> Competitive <input type="checkbox"/> Non-Competitive		Requesting Department: Engineering	
SOLICITATION TYPE: <input type="checkbox"/> Bid <input checked="" type="checkbox"/> RFP <input type="checkbox"/> State Contract <input type="checkbox"/> Sole Source <input type="checkbox"/> Other		Director/Manager: Michael Garofalo, P.E., Chief Engineer	
		Posted on the Authority's website on July 20, 2023	

Through this single procurement process the Authority will select two consultants to furnish engineering services for inspections of culverts with span lengths between 5 and 20 feet on the New Jersey Turnpike and Garden State Parkway. The engineering services associated with OPS No. T4115 will include inspection of 75 culverts on the New Jersey Turnpike and OPS No. P4116 will include inspection of 142 culverts on the Garden State Parkway. Both OPS' include condition inspection and evaluation, data collection, and preparation of Culvert Inspection Reports.

These assignments are classified as "Simple Projects" since the scopes of work are clearly defined and not likely to change during the course of the project, and the cost of each is less than \$2,000,000.00. The Solicitation for Expressions of Interest (EOIs) was posted on the Authority's website and forty-three (43) engineering firms were prequalified and eligible under Profile Code: D280R, Bridges - NBIS Program, Routine. Nine firms submitted EOIs by the closing date of August 10, 2023.

The scoring of the EOIs by the Review Committee resulted in the following order of ranking of the top three firms: 1) Michael Baker International, Inc.; 2) MP Engineers, P.C.; and 3) KS Engineers, P.C. These three firms were requested to submit sealed Fee Proposals, which were received and have been reviewed. A review of the Fee Proposal of the highest technically ranked firm, Michael Baker International, Inc., for OPS No. P4116 (in accordance with the Solicitation for EOIs), resulted in acceptance of their original Fee Proposal. Subsequently, the Fee Proposal of the second highest technically ranked firm, MP Engineers, P.C., for OPS No. T4115, was reviewed and negotiated. Both fees are considered to be fair and reasonable for the services to be provided.

It is, therefore, recommended that Order for Professional Services No. T4115 be issued to the firm of MP Engineers, P.C. of Princeton, New Jersey not to exceed the amount of \$495,000.00 allocated as follows: \$30,000.00 in FY 2023, \$420,000.00 in FY 2024 and \$45,000.00 in FY 2025. This amount includes reimbursement of direct salaries times a maximum multiplier of 2.55 to cover the cost of fringe benefits, overhead and profit, plus authorized direct non-salary expenses.

It is further recommended that Order for Professional Services No. P4116 be issued to the firm of Michael Baker International, Inc. of Hamilton, New Jersey not to exceed the amount of \$715,000.00 allocated as follows: \$30,000.00 in FY 2023, \$585,000.00 in FY 2024 and \$100,000.00 in FY 2025. This amount includes reimbursement of direct salaries times a maximum multiplier of 2.66 to cover the cost of fringe benefits, overhead and profit, plus authorized direct non-salary expenses.

These professional services were procured by a fair and open process, and the recommended firms were selected in accordance with N.J.S.A. 52:34-9.1, et seq., N.J.S.A. 27:23-6.1 of the Authority's enabling legislation, N.J.A.C. 19:9-2.8, promulgated pursuant thereto, and Executive Order No. 37 (Corzine 2006).

COMMISSION MEETING DATE: October 24, 2023

<b>Vendor Name (&amp; Location):</b> Applegreen Ltd.		<b>Number:</b>	
<b>Description:</b>  New Jersey Turnpike and Garden State Parkway  Authorization for Executive Director to Enter into a Memorandum of Understanding for Reimbursement Associated with the Service Area Rehabilitation Program covering Phase 4 and Phase 5 Service Area Improvements		<b>Total Amount:</b> \$ 100,000,000 (\$15 million for Phase 4 and \$85 million for Phase 5)	
		<b>Budget Code:</b> 39200018/4000046000/4000046002	
		<b>Contract Term (Including Options, if any):</b>	
		<b>Funding Source:</b> <input type="checkbox"/> Operating <input checked="" type="checkbox"/> Capital	
<input type="checkbox"/> FS	Funding subject to authorization through WRAF approval process.	<input type="checkbox"/> F	Funds are available in the appropriate operating/capital budgets for the referenced procurements.
<input type="checkbox"/> FF	Future Funded	<input type="checkbox"/> FP	Subject to funding availability at the time of ordering.
<b>PROCUREMENT TYPE:</b> <input type="checkbox"/> Competitive <input checked="" type="checkbox"/> Non-Competitive		<b>Requesting Department:</b>	
<b>SOLICITATION TYPE:</b> <input type="checkbox"/> Bid <input type="checkbox"/> RFP <input type="checkbox"/> State Contract <input type="checkbox"/> Sole Source <input checked="" type="checkbox"/> Other		<b>Director/Manager:</b> Michael Garofalo, P.E., Chief Engineer	

Pursuant to the Assignment and Amendment to the September 12, 2017 Operating Agreement for the New Jersey Turnpike and Garden State Parkway Restaurants, entered into by the Authority with Applegreen USA Tollroads, LLC and Applegreen NJ Welcome Centres, LLC ("Applegreen") on July 23, 2021 (the "Applegreen Agreement"), Applegreen is to complete improvements that include reconstruction of eight (8) service area buildings and remodeling of seven (7) service area buildings on the Turnpike and Parkway roadways. Pursuant to the agreement between the Authority and Sunoco Retail LLC (the "Sunoco Agreement"), Sunoco is obligated to reconstruct fuel facilities at 21 services areas, including environmental remediation, on the Turnpike and Parkway. Collectively, the improvements to the services area buildings and the reconstruction of fuel facilities are referred to herein as the "Rehabilitation Program." On October 26, 2021, pursuant to Agenda Item 249-10-21, the Brookdale South and Vauxhall Service Areas on the Parkway were added to the Applegreen Agreement as service areas to be improved and operated by Applegreen.

Under the Applegreen Agreement, the Authority is responsible for improvements outside the curb line ("Curb-Out Work") of the service area buildings, while Applegreen is responsible for improvements within the curb line along the perimeter of the service area buildings. Under the Sunoco Agreement, Sunoco is responsible for reconstruction work that includes the fuel islands and fuel storage tanks at the 21 service areas. The Authority is responsible for all work outside the fuel islands and storage tanks, as well as soil remediation ("Non-Sunoco Work").

Having Applegreen and Sunoco contractors perform all the Curb-Out Work and Non-Sunoco Work that would otherwise be the Authority's responsibility under the respective agreements with Applegreen and Sunoco avoids conflicts and coordination issues with multiple contractors on site, including, but not limited to, parking area paving, curbing, utility relocations, security cameras and lighting, and environmental remediation. Therefore, it is within the Authority's interests to have the Curb-Out Work and Non-Sunoco Work performed by Applegreen and Sunoco contractors, respectively.

In light of the foregoing, on February 22, 2022, Agenda Item 032-02-2022 was presented to and approved by the Board of Commissioners (the "Board"), authorizing the Executive Director to enter into a Memorandum of Understanding (MOU) with Applegreen and Sunoco, respectively, to (i) allow each of Applegreen and Sunoco's contractors to perform Curb-Out Work and Non-Sunoco Work at the Brookdale South and Vauxhall Services Areas that would otherwise be the Authority's responsibility and, (ii) subject to verification of costs by the Authority, reimburse Applegreen and Sunoco up to a total of \$10 million for such Curb-Out Work and Non-Sunoco Work, respectively.

Similarly, on October 25, 2022, Agenda Item 235-10-2022 was presented to and approved by the Board, authorizing the Executive Director to enter into an MOU with Applegreen and Sunoco, respectively, regarding Phase 4 improvements (which now included Brookdale South and Vauxhall Service Areas on the Parkway, and Joyce Kilmer, James Fenimore Cooper and Walt Whitman Service Areas on the Turnpike to (i) allow each of Applegreen and Sunoco's contractors to perform the Phase 4 Curb-Out Work and Non-Sunoco Work at all Phase 4 sites that would otherwise be the Authority's responsibility, and (ii) subject to verification by the Authority of all costs, reimburse Applegreen and Sunoco in an amount not to exceed \$55 million for such Curb-Out Work and Non-Sunoco Work, respectively. The Phase 4 improvements have been completed and Authority staff is in the process of reviewing and verifying a request for final payment in an amount not to exceed \$15 million.

Additionally, Phase 5 of the Rehabilitation Program (improvements at the Clara Barton and John Fenwick Service Areas on the Turnpike and Jon Bon Jovi and James Gandolfini Service Areas on the Parkway) presents the same concerns regarding Curb-Out Work and Non-Sunoco Work. That is, having Applegreen and Sunoco contractors perform all the Curb-Out Work and Non-Sunoco Work, at an estimated not to exceed amount of \$85 million, avoids conflicts and coordination issues with multiple contractors on site. Therefore, as with Phase 4, it is within the Authority's interests to have the Phase 5 Curb-Out Work and Non-Sunoco Work performed by Applegreen and Sunoco contractors, respectively.

In light of the foregoing, this Agenda Item seeks authorization for the Executive Director to enter into an MOU to (i) reimburse Applegreen and Sunoco, in an amount not to exceed \$15 million for completion of the Phase 4 Curb-Out Work and Non-Sunoco Work; and (ii) allow each of Applegreen and Sunoco's contractors to perform the Phase 5 Curb-Out Work and Non-Sunoco Work that would otherwise be the Authority's responsibility and, subject to verification by the Authority of all costs, reimburse Applegreen and Sunoco in an amount not to exceed \$85 million for such Phase 5 Curb-Out Work and Non-Sunoco Work. The existing Applegreen and Sunoco Agreements will be subsequently amended to incorporate the MOU.

COMMISSION MEETING DATE: October 24, 2023

<b>Vendor Name (&amp; Location):</b>  <b>Description:</b> FINAL ACCEPTANCE  P500.451 Roof Replacement at Parkway East Orange Toll Plaza, Milepost 147  T100.510 Fender System Repairs and Pier E6, E7 and E8 Improvements, Str. No. N2.01, Newark Bay Bridge  T200.633 Roadway Resurfacing, Milepost 0 to 83, Section 3 (2022)	<b>Number:</b>  <b>Total Amount:</b> \$ 3,144,076.91 <b>Budget Code:</b> <b>Various Sources</b> <b>Contract Term (Including Options, if any):</b>  <table style="width: 100%;"> <tr> <td style="width: 33%;"><b>Funding Source:</b></td> <td style="width: 33%;"><input type="checkbox"/> Operating</td> <td style="width: 33%;"><input checked="" type="checkbox"/> Capital</td> </tr> <tr> <td><input type="checkbox"/> F S <input type="checkbox"/> Funding subject to authorization through WRAF approval process.</td> <td><input type="checkbox"/> F <input checked="" type="checkbox"/> Funds are available in the appropriate operating/capital budgets for the referenced procurements.</td> <td></td> </tr> <tr> <td><input type="checkbox"/> F F <input type="checkbox"/> Future Funded</td> <td><input type="checkbox"/> FP Subject to funding availability at the time of ordering.</td> <td></td> </tr> </table> <b>Requesting Department:</b> Engineering <b>Director/Manager:</b> Michael Garofalo, P.E., Chief Engineer	<b>Funding Source:</b>	<input type="checkbox"/> Operating	<input checked="" type="checkbox"/> Capital	<input type="checkbox"/> F S <input type="checkbox"/> Funding subject to authorization through WRAF approval process.	<input type="checkbox"/> F <input checked="" type="checkbox"/> Funds are available in the appropriate operating/capital budgets for the referenced procurements.		<input type="checkbox"/> F F <input type="checkbox"/> Future Funded	<input type="checkbox"/> FP Subject to funding availability at the time of ordering.	
<b>Funding Source:</b>	<input type="checkbox"/> Operating	<input checked="" type="checkbox"/> Capital								
<input type="checkbox"/> F S <input type="checkbox"/> Funding subject to authorization through WRAF approval process.	<input type="checkbox"/> F <input checked="" type="checkbox"/> Funds are available in the appropriate operating/capital budgets for the referenced procurements.									
<input type="checkbox"/> F F <input type="checkbox"/> Future Funded	<input type="checkbox"/> FP Subject to funding availability at the time of ordering.									

<b>PROCUREMENT TYPE:</b>			
<input type="checkbox"/>	Competitive	<input type="checkbox"/>	Non-Competitive
<b>SOLICITATION TYPE:</b>			
<input type="checkbox"/>	Bid	<input type="checkbox"/>	RFP
<input type="checkbox"/>	Sole Source	<input type="checkbox"/>	Other
<input type="checkbox"/>		<input type="checkbox"/>	State Contract

All work performed on each of the construction contracts listed below have been completed in accordance with the contract documents and to the satisfaction of the Engineering Department. Accordingly, it is recommended that these contracts be deemed complete and approved for Final Acceptance. The table below lists each contract and includes pertinent Change Order and financial information including the final payment amount due the Contractor upon Final Acceptance.

Contract No.	Contractor	Award Total Amount	No. of Change Orders	Additions/Reductions	Final Total Contract Amount	Final Payment Amount
P500.451	USA General Contractors Corp.	\$635,000.00	1	(\$14,495.86)	\$620,504.14	\$9,838.81
T100.510	Mount Construction Co., Inc.	\$7,999,667.67	4	\$58,873.93	\$8,058,541.60	\$83,639.66
T200.633	South State, Inc.	\$17,673,389.00	1	\$2,450,628.90	\$20,124,017.90	\$3,050,598.44
Total						\$3,144,076.91

The Certification and Recommendation for Final Acceptance has been executed by the Engineers, the General Consultant and the Chief Engineer. All required contract documents including the Engineer's Final Certifications, Maintenance Bonds, Affidavit of Prevailing Wage and the Final Payment certificates have been submitted to the Law Department and approved as to correctness of form. Furthermore, the Contractors have certified that there are no liens outstanding against the Contractors. Accordingly, it is recommended that each contract listed above be accepted and final payment in the amounts shown above be made to the Contractors.

# ENGINEERING DEPARTMENT CONSTRUCTION CONTRACT PROGRESS SUMMARY

SEPTEMBER 6, 2023 through OCTOBER 3, 2023  
OCTOBER 24, 2023 Commission Meeting

Page 1 of 20

Page 1 of 20

Contract No.	Description	Contractor	Completion Date	Supervision Firm		Contract Amounts	% Complete	Remarks
				NJTA Engineers				
Bridge Construction, Preservation and Security								
P100.251	Replacement of Structure Nos. 28.0S and 28.5S, Milepost 27.0 to 28.8 - Great Egg Harbor Bridge	Route 52 Constructors	Original: 6/20/2016 Revised: 10/20/2016 Estimated:	Parsons Brinckerhoff Construction Services, Inc. Hesslein, Daniel McConnell, Andrew	Present: \$139,723,593.95 Award: \$129,885,762.06 Eng. Est.: \$185,495,381.35 Amt. Paid: \$139,723,593.95	99	Closeout contingent upon resolution of legal issue being handled by NJTA Law Department.	
P100.338	Bridge Deck and Median Barrier Reconstruction, Milepost 140 to 143	Joseph M. Sanzari, Inc.	Original: 8/14/2023 Revised: Estimated: 11/16/2023	Gannett Fleming, Inc. Hesslein, Daniel McConnell, Andrew	Present: \$51,504,315.51 Award: \$48,380,000.00 Eng. Est.: \$49,549,186.50 Amt. Paid: \$51,504,315.51	90	Contract is approximately 3 months behind schedule due to utility relocation delays. An extension of time is being evaluated.	
P100.476	Superstructure Replacement and Widening of Bridge No. 158.2, GSP Bridge over Passaic River, US Route 46, and River Drive	IEW Construction Group, Inc.	Original: 10/7/2025 Revised: Estimated: 10/7/2026	HNTB Corporation Hesslein, Daniel McConnell, Andrew	Present: \$101,186,532.02 Award: \$99,956,375.36 Eng. Est.: \$78,709,634.90 Amt. Paid: \$101,186,532.02	40	Contract is approximately 12 months behind schedule due to unforeseen field conditions and utility conflicts. An extension of time is being evaluated.	

Page 2 of 20

Contract No.	Description	Contractor	Completion Date	Supervision Firm		Contract Amounts	% Complete	Remarks
				NJTA Engineers				
P100.511	Bridge Deck and Median Reconstruction, Milepost 160.6 to 162.5	Conti Civil, LLC	Original: 8/11/2025 Revised: Estimated:	Greenman-Pedersen, Inc. Hesslein, Daniel McConnell, Andrew	Present: \$61,859,467.65 Award: \$57,288,442.00 Eng. Est.: \$60,486,067.50 Amt. Paid: \$61,859,467.65	60	Contract is on schedule.	
P100.561	Bridge Repairs and Resurfacing, Milepost 0 to 126 (2022)	IEW Construction Group, Inc.	Original: 3/31/2023 Revised: Estimated:	WSP USA Inc. Hesslein, Daniel McConnell, Andrew	Present: \$8,946,003.62 Award: \$9,225,451.14 Eng. Est.: \$9,561,236.00 Amt. Paid: \$8,946,003.62	99	Closeout in progress.	
P100.562	Bridge Repairs and Resurfacing, Milepost 126 to 172 (2022)	IEW Construction Group, Inc.	Original: 3/1/2023 Revised: 4/20/2023 Estimated:	Dewberry Engineers Inc. Hesslein, Daniel McConnell, Andrew	Present: \$7,648,886.05 Award: \$9,243,381.83 Eng. Est.: \$10,233,700.00 Amt. Paid: \$7,648,886.05	99	Closeout in progress.	
P100.579	Parkway Bridge Deck and Superstructure Reconstruction, Milepost 124.4 to 128.1	Joseph M. Sanzari, Inc.	Original: 3/2/2026 Revised: Estimated:	Greenman-Pedersen, Inc. Hesslein, Daniel McConnell, Andrew	Present: \$63,923,557.98 Award: \$60,950,732.50 Eng. Est.: \$70,401,960.00 Amt. Paid: \$63,923,557.98	37	Contract is on schedule.	

Page 3 of 20

Contract No.	Description	Contractor	Completion Date	Supervision Firm		Contract Amounts	% Complete	Remarks
				NJTA Engineers				
P100.583	Bridge Repairs and Resurfacing, Milepost 169.2 to 171.7	Joseph M. Sanzari, Inc.	Original: 11/24/2025 Revised: Estimated:	Boswell Engineering Hesslein, Daniel McConnell, Andrew	Present: \$13,377,000.00 Award: \$13,377,000.00 Eng. Est.: \$19,172,909.43  Amt. Paid: \$0.00	0	Contract was awarded at the September 26, 2023 Commission Meeting. The Pre-Construction Meeting is scheduled to take place on October 19, 2023.	
P100.590	Parkway Bridge Superstructure Replacement, Milepost 106.3 to 106.5	Earle Asphalt Company	Original: 11/9/2023 Revised: Estimated: 12/23/2023	Jacobs Engineering Group Inc. Hesslein, Daniel McConnell, Andrew	Present: \$18,774,518.13 Award: \$16,999,613.13 Eng. Est.: \$16,678,523.00  Amt. Paid: \$18,774,518.13	93	Contract is approximately 1 month behind schedule due to Authority-Issued Change of Plans. An extension of time is being evaluated.	
P100.601	Bridge Repairs and Resurfacing, Milepost 0 to 126 (2023)	Joseph M. Sanzari, Inc.	Original: 11/30/2023 Revised: Estimated: 3/30/2024	WSP USA Inc. Hesslein, Daniel McConnell, Andrew	Present: \$9,599,585.00 Award: \$9,599,585.00 Eng. Est.: \$9,948,079.00  Amt. Paid: \$9,599,585.00	36	An extension of time is being evaluated.	
P100.602	Bridge Repairs and Resurfacing, Milepost 126 to 172 (2023)	Joseph M. Sanzari, Inc.	Original: 11/30/2023 Revised: Estimated: 3/30/2024	Dewberry Engineers Inc. Hesslein, Daniel McConnell, Andrew	Present: \$11,143,787.00 Award: \$11,143,787.00 Eng. Est.: \$11,230,992.00  Amt. Paid: \$11,143,787.00	41	An extension of time is being evaluated.	

Page 4 of 20

Contract No.	Description	Contractor	Completion Date	Supervision Firm		Contract Amounts	% Complete	Remarks
				NJTA Engineers				
T100.184	Bridge Deck Reconstruction and Misc. Structural Improvements, Structure Nos. N0.28A, N0.75, N2.01W, N2.01 and N2.01E, Milepost N0.00 to N6.00	Schiavone Construction Co.LLC	Original: 4/19/2023 Revised: Estimated: 4/19/2024	APTIM Environmental & Infrastructure, Inc. Hesslein, Daniel Paternostro, Enrico	Present: \$142,105,323.83 Award: \$138,828,000.00 Eng. Est.: \$114,942,175.00 Amt. Paid: \$142,105,323.83	93	Contract is approximately 12 months behind schedule due to Authority-issued Change of Plans added to the contract and material supply issues. An extension of time is being evaluated.	
T100.510	Fender System Repairs and Pier E6, E7 and E8 Improvements, Str. No. N2.01, Newark Bay Bridge	Mount Construction Co., Inc.	Original: 12/1/2021 Revised: 12/30/2021 Estimated:	Hardesty & Hanover, LLC Hesslein, Daniel Paternostro, Enrico	Present: \$8,058,541.60 Award: \$7,999,667.67 Eng. Est.: \$9,940,175.00 Amt. Paid: \$8,058,541.60	99	Final Acceptance is scheduled for the October 24, 2023 Commission Meeting.	
T100.512	Rehabilitation of Structure Nos. E106.68 and E106.92B, Milepost E106.0 to E107.0	Joseph M. Sanzari, Inc.	Original: 1/12/2023 Revised: Estimated:	Jacobs Engineering Group Inc. Hesslein, Daniel McConnell, Andrew	Present: \$18,493,893.64 Award: \$17,940,145.05 Eng. Est.: \$20,848,038.50 Amt. Paid: \$18,493,893.64	98	Contract is substantially complete.	
T100.514	Bridge Deck Reconstruction and Lengthening, Str. No. 30.75R	Driscoll Construction Co., Inc.	Original: 6/15/2022 Revised: 8/16/2022 Estimated:	STV Incorporated Hesslein, Daniel Paternostro, Enrico	Present: \$18,236,302.99 Award: \$17,363,209.35 Eng. Est.: \$19,066,640.00 Amt. Paid: \$18,236,302.99	99	Closeout in progress.	

Page 5 of 20

Contract No.	Description	Contractor	Completion Date	Supervision Firm		Contract Amounts	% Complete	Remarks
				NJTA Engineers				
T100.523	Bridge Deck Reconstruction, Milepost 83 to 88	D'Annunzio & Sons, Inc.	Original: 7/15/2025 Revised: Estimated:	WSP USA Inc. Hesslein, Daniel Paternostro, Enrico	Present: \$177,152,479.12 Award: \$172,657,000.00 Eng. Est.: \$203,491,155.58 Amt. Paid: \$177,152,479.12	45	Contract is on schedule.	
T100.559	Bridge Repairs and Resurfacing, Milepost 92 to 122 and the Newark Bay-Hudson County Extension (2022)	Joseph M. Sanzani, Inc.	Original: 3/1/2023 Revised: Estimated: 1/30/2024	Boswell Engineering Hesslein, Daniel Higham, Robert	Present: \$16,556,070.26 Award: \$15,232,198.00 Eng. Est.: \$15,242,727.50 Amt. Paid: \$16,556,070.26	90	Contract is approximately 11 months behind schedule due to unforeseen field conditions. An extension of time is being evaluated.	
T100.560	Bridge Repairs and Resurfacing, Milepost 0 to 92, and the Pearl Harbor Memorial Turnpike Extension (2022)	Ferreira Construction Co., Inc.	Original: 3/31/2023 Revised: 8/31/2023 Estimated: 11/30/2023	ATANE Engineers, Architects and Land Surveyors, P.C. Hesslein, Daniel Paternostro, Enrico	Present: \$16,869,819.26 Award: \$9,600,000.00 Eng. Est.: \$12,099,405.00 Amt. Paid: \$16,869,819.26	95	Contract is approximately 3 months behind revised schedule due to Authority-issued Change of Plan No. 6. An extension of time is being evaluated.	
T100.582	Deck Reconstruction, Milepost 98.4 to 98.7	Schiavone Construction Co. LLC	Original: 4/4/2025 Revised: Estimated:	Jacobs Engineering Group Inc. Hesslein, Daniel McConnell, Andrew	Present: \$72,756,960.00 Award: \$72,756,960.00 Eng. Est.: \$63,493,764.00 Amt. Paid: \$72,756,960.00	29	Contract is on schedule.	

Page 6 of 20

Contract No.	Description	Contractor	Completion Date	Supervision Firm		Contract Amounts	% Complete	Remarks
				NJTA Engineers				
T100.584	Rehabilitation of Structure Nos. E113.00, E113.16, E114.52 and E115.21	Joseph M. Sanzari, Inc.	Original: 1/11/2025 Revised: Estimated:	Jacobs Engineering Group Inc. Hesslein, Daniel Higham, Robert	Present: \$42,452,209.40 Award: \$42,120,783.50 Eng. Est.: \$57,118,595.50 Amt. Paid: \$42,452,209.40	50	Contract is on schedule.	
T100.586	Bridge Superstructure and Median Barrier Reconstruction, Milepost 74.3 to 76.5	Joseph M. Sanzari, Inc.	Original: 10/18/2024 Revised: Estimated:	WSP USA Inc. Hesslein, Daniel Higham, Robert	Present: \$26,943,547.47 Award: \$25,985,429.90 Eng. Est.: \$33,747,132.95 Amt. Paid: \$26,943,547.47	45	Contract is on schedule.	
T100.587	Turnpike Deck Reconstruction, Milepost 90.0 to 91.37	Ferreira Construction Co., Inc.	Original: 7/31/2024 Revised: Estimated:	Greenman-Pedersen, Inc. Hesslein, Daniel McConnell, Andrew	Present: \$33,591,205.33 Award: \$31,472,110.00 Eng. Est.: \$35,258,585.00 Amt. Paid: \$33,591,205.33	80	Contract is on schedule.	
T100.588	Bridge Deck and Superstructure Reconstruction, Milepost 35.5 to 44.1	IEW Construction Group, Inc.	Original: 11/17/2023 Revised: Estimated:	Dewberry Engineers Inc. Hesslein, Daniel Paternostro, Enrico	Present: \$20,136,533.09 Award: \$20,136,533.09 Eng. Est.: \$26,764,735.00 Amt. Paid: \$20,136,533.09	95	Contract is on schedule.	

Page 7 of 20

Contract No.	Description	Contractor	Completion Date	Supervision Firm		Contract Amounts	% Complete	Remarks
				NJTA Engineers				
T100.599	Bridge Repairs and Resurfacing, Milepost 92 to 122 and the Newark Bay-Hudson County Extension (2023)	Joseph M. Sanzani, Inc.	Original: 3/1/2024 Revised: Estimated:	Boswell Engineering Hesslein, Daniel Higham, Robert	Present: \$17,819,148.80 Award: \$17,819,148.80 Eng. Est.: \$15,983,478.00 Amt. Paid: \$17,819,148.80	21	Contract is on schedule.	
T100.600	Bridge Repairs and Resurfacing, Milepost 0 to 92 and the Pearl Harbor Memorial Turnpike Extension (2023)	Ferreira Construction Co., Inc.	Original: 12/15/2023 Revised: Estimated:	ATANE Engineers, Architects and Land Surveyors, P.C. Hesslein, Daniel Paternostro, Enrico	Present: \$9,783,472.00 Award: \$9,783,472.00 Eng. Est.: \$11,670,746.75 Amt. Paid: \$9,783,472.00	58	Contract is on schedule.	
T100.616	Waterway Substructure Rehabilitation of Turnpike Structures W110.42 and W111.48	Agate Construction Co., Inc.	Original: 12/15/2025 Revised: Estimated:	KS Engineers, P.C. Hesslein, Daniel McConnell, Andrew	Present: \$6,027,282.00 Award: \$6,027,282.00 Eng. Est.: \$9,950,000.00 Amt. Paid: \$0.00	1	Contract is on schedule.	
Roadway Improvements								
A100.614	Curve Advisory Sign Installation, New Jersey Turnpike Milepost 90.9 to 119.1 and Milepost N7.7 to N7.9, and Garden State Parkway Milepost 130.0 to 160.2	J. Fletcher Creamer & Son, Inc.	Original: 11/17/2023 Revised: 1/11/2024 Estimated:	LiRo Engineers, Inc. Hesslein, Daniel McConnell, Andrew	Present: \$6,074,981.52 Award: \$5,245,075.00 Eng. Est.: \$8,423,125.00 Amt. Paid: \$6,074,981.52	67	Contract is on schedule.	

**Roadway Improvements**

Page 8 of 20

Contract No.	Description	Contractor	Completion Date	Supervision Firm		Contract Amounts	% Complete	Remarks
				NJTA Engineers				
P200.252	Shoulder Widening of the Garden State Parkway, Milepost 30 to 35	Midlantic Construction, LLC	Original: 9/29/2023 Revised: Estimated: 11/30/2023	KS Engineers, P.C. Hesslein, Daniel McConnell, Andrew	Present: \$93,331,163.51 Award: \$82,831,386.38 Eng. Est.: \$84,522,901.35 Amt. Paid: \$93,331,163.51	90	Contract is approximately 2 months behind schedule due to unforeseen field conditions. An extension of time is being evaluated.	
P200.524	Guide Rail Improvements, Milepost 0 to 172	J. Fletcher Creamer & Son, Inc.	Original: 7/28/2022 Revised: Estimated:	T.Y. Lin International Hesslein, Daniel McConnell, Andrew	Present: \$12,387,440.45 Award: \$12,447,315.00 Eng. Est.: \$10,101,615.50 Amt. Paid: \$12,387,440.45	99	Closeout in progress.	
P200.568	Drainage Rehabilitation and Sliplining, Milepost 110.6 to 116.4	Union Paving & Construction Co., Inc.	Original: 7/13/2023 Revised: Estimated:	Michael Baker, Jr., Inc. Hesslein, Daniel McConnell, Andrew	Present: \$9,240,729.55 Award: \$9,154,559.10 Eng. Est.: \$16,701,430.00 Amt. Paid: \$9,240,729.55	99	Closeout in progress.	
P200.578	Garden State Parkway Service Area Ramp Widening	D'Annunzio & Sons, Inc.	Original: 1/31/2024 Revised: Estimated: 9/26/2024	Urban Engineers, Inc. Hesslein, Daniel McConnell, Andrew	Present: \$28,619,620.55 Award: \$27,997,000.00 Eng. Est.: \$38,725,763.00 Amt. Paid: \$28,619,620.55	43	Contract is approximately 8 months behind schedule due to conflict with Service Area improvement contract at Brookdale South (Larry Doby).	

Page 9 of 20

Contract No.	Description	Contractor	Completion Date	Supervision Firm		Contract Amounts	Complete %	Remarks
				NJTA Engineers				
P200.598	Rehabilitation of Concrete Median Barrier, Milepost 134 to 140	Crisdel Group, Inc.	Original: 12/20/2028 Revised: Estimated:	Jacobs Engineering Group Inc. Hesslein, Daniel Higham, Robert	Present: \$64,507,212.00 Award: \$64,507,212.00 Eng. Est.: \$73,928,345.00 Amt. Paid: \$0.00	1	Contract is on schedule.	
P200.604	Culvert Repairs, Interchange 100	Carbro Constructors Corp.	Original: 5/27/2025 Revised: Estimated:	APTIM Environmental & Infrastructure, Inc. Hesslein, Daniel McConnell, Andrew	Present: \$10,832,507.00 Award: \$10,832,507.00 Eng. Est.: \$16,613,420.00 Amt. Paid: \$10,832,507.00	29	Contract is on schedule.	
P200.609	Culvert Rehabilitation, Mileposts 115.80, 115.80A, 115.81	Roman E & G Corp.	Original: 4/16/2023 Revised: Estimated: 11/24/2023	NAIK Consulting Group, P.C. Hesslein, Daniel McConnell, Andrew	Present: \$10,889,721.35 Award: \$9,440,645.37 Eng. Est.: \$10,502,500.00 Amt. Paid: \$10,889,721.35	92	Contract is approximately 7 months behind schedule due to unforeseen field conditions and Authority issued extra work. An extension of time is being evaluated.	
P200.636	Roadway Resurfacing, Milepost 0 to 126, Section 6 (2022)	Earle Asphalt Company	Original: 9/1/2022 Revised: Estimated:	Boswell Engineering Hesslein, Daniel McConnell, Andrew	Present: \$22,545,513.13 Award: \$20,555,513.13 Eng. Est.: \$23,710,400.00 Amt. Paid: \$22,545,513.13	99	Closeout in progress.	

Page 10 of 20

Contract No.	Description	Contractor	Completion Date	Supervision Firm		Contract Amounts	% Complete	Remarks
				NJTA Engineers				
P200.712	Roadway Resurfacing, Milepost 0 to 126, Section 4 (2023)	C. J. Hesse, Inc.	Original: 12/15/2023 Revised: Estimated:	Boswell Engineering Hesslein, Daniel McConnell, Andrew	Present: \$34,479,019.62 Award: \$34,479,019.62 Eng. Est.: \$36,314,050.00 Amt. Paid: \$34,479,019.62	57	Contract is on schedule.	
P200.714	Roadway Resurfacing, Milepost 126 to 172, Section 14 (2023)	Stavola Contracting Co., Inc.	Original: 8/30/2024 Revised: Estimated:	Boswell Engineering Hesslein, Daniel McConnell, Andrew	Present: \$23,601,469.69 Award: \$23,601,469.69 Eng. Est.: \$22,800,000.00 Amt. Paid: \$23,601,469.69	80	Contract is on schedule.	
P200.764	Roadway Resurfacing, Maybaum Avenue and Parkway Drive Northbound, North Clinton Street and Parkway Drive Southbound	Stavola Contracting Co., Inc.	Original: 12/20/2023 Revised: Estimated:	Boswell Engineering Hesslein, Daniel McConnell, Andrew	Present: \$944,572.69 Award: \$944,572.69 Eng. Est.: \$1,471,100.00 Amt. Paid: \$0.00	1	Contract is on schedule.	
T200.508	Roadway Lighting Repairs, Interchange 14 and Newark Bay-Hudson County Extension, Mileposts 103.7 to 105.4; N3.3 to N5.3; N6.0 to N8.2	HBC Company Inc	Original: 8/16/2022 Revised: Estimated:	Gannett Fleming, Inc. Hesslein, Daniel Fortunato, Don	Present: \$11,825,687.76 Award: \$11,683,220.00 Eng. Est.: \$13,489,440.00 Amt. Paid: \$11,825,687.76	99	Closeout in progress.	

Contract No.		Description	Contractor	Completion Date	Supervision Firm		Contract Amounts	% Complete	Remarks
					NJTA Engineers				
T200.569	Roadway Lighting Repairs, Interchanges 7A & 8A	Daidone Electric, Inc.	Original: 6/2/2023 Revised: Estimated:	APTIM Environmental & Infrastructure, Inc. Hesslein, Daniel McConnell, Andrew		Present: \$6,948,000.00 Award: \$6,948,000.00 Eng. Est.: \$8,106,808.00 Amt. Paid: \$6,948,000.00	98	Contract is substantially complete.	
T200.570	Roadway Lighting Repairs, Interchange 10 & 11, Milepost 87.4 to 88.9 and 90.1 to 92.2	Daidone Electric, Inc.	Original: 11/29/2024 Revised: Estimated:	M&J Engineering, P.C. McGoldrick, Kenneth Stallone, Vito		Present: \$13,898,000.00 Award: \$13,898,000.00 Eng. Est.: \$13,939,050.00 Amt. Paid: \$13,898,000.00	15	Contract is on schedule.	
T200.575	Roadway Lighting Repairs, Interchanges 12 and 13, Mileposts 95.3 to 96.5 and 97.8 to 100.2	Daidone Electric, Inc.	Original: 7/21/2023 Revised: 2/3/2024 Estimated:	Jacobs Engineering Group Inc. Hesslein, Daniel Higham, Robert		Present: \$10,014,204.25 Award: \$8,988,000.00 Eng. Est.: \$11,833,420.00 Amt. Paid: \$10,014,204.25	82	Contract is on schedule.	
T200.605	Culvert Repairs Milepost W112.72N	Mount Construction Co., Inc.	Original: 8/28/2024 Revised: Estimated:	NAIK Consulting Group, P.C. Hesslein, Daniel McConnell, Andrew		Present: \$4,899,431.00 Award: \$4,899,431.00 Eng. Est.: \$6,296,162.00 Amt. Paid: \$4,899,431.00	3	Contract is on schedule.	

Contract No.	Description	Contractor	Completion Date	Supervision Firm		% Complete	Remarks
				NJTA Engineers	Contract Amounts		
T200.633	Roadway Resurfacing, Milepost 0 to 83, Section 3 (2022)	South State, Inc.	Original: 8/12/2022 Revised: Estimated:	Churchill Consulting Engineers, PC Hesslein, Daniel McConnell, Andrew	Present: \$20,124,017.90 Award: \$17,673,389.00 Eng. Est.: \$24,656,250.00 Amt. Paid: \$20,124,017.90	99	Final Acceptance is scheduled for the October 24, 2023 Commission Meeting.
T200.637	Lighting Improvements and Standby Generator Replacement at Turnpike Interchange 17E, Milepost E112.8	HBC Company Inc	Original: 4/30/2024 Revised: Estimated: 11/30/2024	Michael Baker International, Inc. McGoldrick, Kenneth Womelsdorf, Bob	Present: \$8,917,213.93 Award: \$8,788,869.65 Eng. Est.: \$6,733,594.28 Amt. Paid: \$8,917,213.93	56	Contract is approximately 7 months behind schedule due to material supply issues. An extension of time is being evaluated.
T200.711	Roadway Resurfacing, Milepost 0 to 83, Section 2 (2023)	South State, Inc.	Original: 9/8/2023 Revised: Estimated: 11/8/2023	Johnson, Mirmiran & Thompson, Inc. Hesslein, Daniel McConnell, Andrew	Present: \$16,891,209.00 Award: \$16,891,209.00 Eng. Est.: \$19,264,400.00 Amt. Paid: \$16,891,209.00	95	Contract is approximately 2 months behind schedule due to unforeseen field conditions. An extension of time is being evaluated.
T200.713	Roadway Resurfacing, Milepost 0 to 83, Section 4 (2023)	Earle Asphalt Company	Original: 11/1/2023 Revised: Estimated:	Churchill Consulting Engineers, PC Hesslein, Daniel McConnell, Andrew	Present: \$26,815,513.13 Award: \$26,815,513.13 Eng. Est.: \$31,571,650.00 Amt. Paid: \$26,815,513.13	75	Contract is on schedule.

Page 13 of 20

Contract No.	Description	Contractor	Completion Date	Supervision Firm		Contract Amounts	% Complete	Remarks
				NJTA Engineers				
T200.715	Roadway Resurfacing, Milepost 0 to 122 (2023)	Stavola Contracting Co., Inc.	Original: 7/14/2023 Revised: Estimated: 11/15/2023	Johnson, Mirmiran & Thompson, Inc.	Present: \$5,542,959.69 Award: \$5,542,959.69 Eng. Est.: \$5,224,300.00 Amt. Paid: \$5,542,959.69	85	Contract is approximately 4 months behind schedule due to unforeseen field conditions. An extension of time is being evaluated.	
T600.481A	Installation of Hybrid Changeable Message Signs at Various Locations on the New Jersey Turnpike	J. Fletcher Creamer & Son, Inc.	Original: 8/31/2022 Revised: 12/22/2022 Estimated:	M&J Engineering, P.C. Hesslein, Daniel McConnell, Andrew	Present: \$45,763,133.10 Award: \$42,982,228.00 Eng. Est.: \$44,482,228.00 Amt. Paid: \$45,763,133.10	99	Closeout in progress.	
T600.481B	Installation of Hybrid Changeable Message Signs at Various Locations on the New Jersey Turnpike	PKF-Mark III, Inc.	Original: 8/31/2023 Revised: Estimated: 12/20/2023	M&J Engineering, P.C. Hesslein, Daniel McConnell, Andrew	Present: \$32,160,432.85 Award: \$31,791,713.91 Eng. Est.: \$39,632,142.00 Amt. Paid: \$32,160,432.85	86	Contract schedule was delayed due to Daktronics and Authority labor limitations regarding new sign activations and Authority and PANY&NJ access agreement. An extension of time is being evaluated.	
T600.595	Guide Sign Improvements on the New Jersey Turnpike	Creamer Ruberton, A Joint Venture	Original: 2/28/2023 Revised: 12/16/2023 Estimated:	Dewberry Engineers Inc. Hesslein, Daniel McConnell, Andrew	Present: \$14,017,045.10 Award: \$13,374,466.60 Eng. Est.: \$15,552,070.00 Amt. Paid: \$14,017,045.10	77	Contract is on schedule.	

## Facilities Improvements

Page 14 of 20

Contract No.	Description	Contractor	Completion Date	Supervision Firm		Contract Amounts	% Complete	Remarks
				NJTA Engineers				
A500.565	2020 HVAC and Boiler Replacement at Various Locations	ACP Contracting, Inc.	Original: 10/20/2022 Revised: Estimated:	In-House McGoldrick, Kenneth Womelsdorf, Bob	Present: \$3,261,519.00 Award: \$2,949,376.00 Eng. Est.: \$3,548,500.00 Amt. Paid: \$3,261,519.00		99	Closeout in progress.
A500.591-1	Miscellaneous Garage and Vehicle Wash Upgrades, PMD 6 MP 136.7 SB, TMD 10 MP 16W WS, TMD 7 MP 104.9 SB and Cranbury State Police MP 71.0 SB	H & S Construction and Mechanical	Original: 5/23/2023 Revised: Estimated: 11/28/2023	Gannett Flening, Inc. McGoldrick, Kenneth Majcher, Chris	Present: \$4,444,882.27 Award: \$4,465,420.00 Eng. Est.: \$4,345,000.00 Amt. Paid: \$4,444,882.27		75	Contract is approximately 6 months behind schedule due to equipment delivery and material availability delays. A non-compensable time extension is being evaluated.
A500.592	2021 HVAC Upgrades at Various Locations	ACP Contracting, Inc.	Original: 11/30/2022 Revised: 3/30/2023 Estimated: 11/30/2023	Churchill Consulting Engineers, PC McGoldrick, Kenneth Womelsdorf, Bob	Present: \$4,134,500.00 Award: \$3,955,619.00 Eng. Est.: \$3,864,574.95 Amt. Paid: \$4,134,500.00		85	Contract is approximately 8 months behind revised schedule due to material supply issues. An extension of time is being evaluated.
A500.642	2022 HVAC Upgrades at Various Locations	ACP Contracting, Inc.	Original: 10/31/2024 Revised: Estimated:	Michael Baker International, Inc. McGoldrick, Kenneth Womelsdorf, Bob	Present: \$2,315,991.00 Award: \$2,315,991.00 Eng. Est.: \$2,458,883.04 Amt. Paid: \$2,315,991.00		2	Contract is on schedule.

Page 15 of 20

Contract No.	Description	Contractor	Completion Date	Supervision Firm		Contract Amounts	% Complete	Remarks
				NJTA Engineers				
A500.722	Headquarters Elevator Replacement	Champion Elevator Corp.	Original: 9/30/2024 Revised: Estimated:	Gannett Fleming, Inc. McGoldrick, Kenneth Womelsdorf, Bob	Present: \$2,821,848.07 Award: \$2,821,848.07 Eng. Est.: \$3,507,000.00 Amt. Paid: \$2,821,848.07	10	Contract is on schedule.	
A900.655	Watermain Replacements on the Garden State Parkway and New Jersey Turnpike, Various Locations	Crisdel Group, Inc.	Original: 7/31/2023 Revised: Estimated:	Malick & Scherer, P.C. McGoldrick, Kenneth Stallone, Vito	Present: \$1,494,504.95 Award: \$1,494,504.95 Eng. Est.: \$1,942,095.00 Amt. Paid: \$1,494,504.95	99	Closeout in progress.	
P300.535	Operational Improvements at PNC Bank Arts Center Ramps	Earle Asphalt Company	Original: 5/31/2022 Revised: Estimated:	Urban Engineers, Inc. Hesslein, Daniel McConnell, Andrew	Present: \$8,451,831.67 Award: \$7,983,013.13 Eng. Est.: \$10,706,602.90 Amt. Paid: \$8,451,831.67	98	Contract is substantially complete.	
P500.354	Construction of Replacement of Maintenance Building and Salt Storage Shed at Parkway Maintenance District 1-Swanston, Milepost 13.8 SB and New Maintenance Building and Salt Storage Shed at Parkway Maintenance District 4-Herbertsville, Milepost 94.3 SB	A. P. Construction, Inc.	Original: 11/28/2016 Revised: 1/22/2018 Estimated:	Hill International, Inc. McGoldrick, Kenneth Womelsdorf, Bob	Present: \$32,736,323.66 Award: \$31,918,222.50 Eng. Est.: \$33,597,921.45 Amt. Paid: \$32,736,323.66	99	Closeout in progress.	

Page 16 of 20

Contract No.	Description	Contractor	Completion Date	Supervision Firm		Contract Amounts	% Complete	Remarks
				NJTA Engineers				
P500.360	Facilities Improvement Program at PMD 5 (Telegraph Hill) MP 116, PMD 6 (Clark) MP 136.7 SB, PMD 7 (Clifton) MP 156.1 NB, and PMD 8 (Paramus) MP 164.2 SB	Dobco Inc.	Original: 2/5/2018 Revised: 3/4/2020 Estimated:	Hill International, Inc.  McGoldrick, Kenneth Womelsdorf, Bob	Present: \$60,385,332.12 Award: \$51,999,999.81 Eng. Est.: \$51,363,635.00 Amt. Paid: \$60,385,332.12	99	Closeout in progress.	
P500.361	Facilities Improvement Program PMD 2-White Horse - Milepost 41.0, Township of Galloway, Atlantic County and PMD 3 - Ocean - Milepost 67.7, Township of Barnegat, Ocean County	A. P. Construction, Inc.	Original: 11/20/2017 Revised: 1/14/2019 Estimated:	Hill International, Inc.  McGoldrick, Kenneth Womelsdorf, Bob	Present: \$41,205,464.77 Award: \$40,838,672.38 Eng. Est.: \$49,374,813.88 Amt. Paid: \$41,205,464.77	99	Closeout in progress.	
P500.494	Construction Management / General Contracting (CM/GC) Services for PNC Bank Arts Center Improvements, Holmdel Township, Monmouth County	TN Ward Company	Original: 12/31/2021 Revised: Estimated:	TN Ward Company  Navarro, Lisa K. Livingston, Joseph	Present: \$24,086,057.25 Award: \$21,527,500.00 Eng. Est.: \$21,475,000.00 Amt. Paid: \$24,086,057.25	99	Closeout in progress.	
P500.725	Construction of Pre-Engineered Metal Building Trades Shop at Barnegat Tolls, Milepost 68.94 NB	Hall Building Corporation	Original: 4/23/2024 Revised: Estimated:	KS Engineers, P.C.  McGoldrick, Kenneth Majcher, Chris	Present: \$1,380,869.00 Award: \$1,380,869.00 Eng. Est.: \$1,433,510.00 Amt. Paid: \$1,380,869.00	17	Contract is on schedule.	

Contract No.	Description	Contractor	Completion Date	Supervision Firm		% Complete	Remarks
				NJTA Engineers	Contract Amounts		
T200.619	Lighting Improvements at Service Area 10S and Interchange 13A, Milepost 92.4 to 93.4 and Milepost 101.1 to 102.5	PKF-Mark III, Inc.	Original: 4/29/2026 Revised: Estimated:	Michael Baker International, Inc. McGoldrick, Kenneth Stallone, Vito	Present: \$21,517,691.00 Award: \$21,517,691.00 Eng. Est.: \$25,968,947.00 Amt. Paid: \$0.00	0	Contract was awarded at the September 26, 2023 Commission Meeting. The Pre-Construction Meeting is scheduled to take place on October 18, 2023.
T500.358	Facilities Improvements to Interchange 1, MP 2.4 NB and Maintenance Districts TMD 2, MP 37.0 NB and TMD 3, MP 56.0 NB	Dobco Inc.	Original: 11/30/2018 Revised: Estimated:	Hill International, Inc. McGoldrick, Kenneth Womelsdorf, Bob	Present: \$59,783,484.16 Award: \$56,893,382.00 Eng. Est.: \$54,297,000.00 Amt. Paid: \$59,783,484.16	99	Closeout in progress.
T500.365	Construction of Replacement of Maintenance Building at Turnpike Maintenance District 1-Swedesboro Milepost 13.0 NB	A. P. Construction, Inc.	Original: 12/30/2016 Revised: 1/19/2018 Estimated:	Hill International, Inc. McGoldrick, Kenneth Womelsdorf, Bob	Present: \$13,319,882.90 Award: \$12,369,947.00 Eng. Est.: \$12,000,525.10 Amt. Paid: \$13,319,882.90	99	Closeout in progress.
T500.620	Turnpike Interchange 13, 15W and Northern Division Headquarters Generator Replacement	HBC Company Inc	Original: 5/31/2023 Revised: 5/10/2024 Estimated:	Michael Baker, Jr., Inc. McGoldrick, Kenneth Womelsdorf, Bob	Present: \$2,620,511.06 Award: \$2,506,980.00 Eng. Est.: \$2,459,480.00 Amt. Paid: \$2,506,980.00	20	Contract is on schedule.

Page 18 of 20

Page 18 of 20

Contract No.	Description	Contractor	Completion Date	Supervision Firm		Contract Amounts	% Complete	Remarks
				NJTA Engineers				
T500.641	Bassett Building and Turnpike Central, Southern Trades Shop Renovations	Hall Building Corporation	Original: 9/22/2024 Revised: Estimated:	Gannett Fleming, Inc. McGoldrick, Kenneth Reuter, Richard	Present: \$3,366,950.00 Award: \$3,366,950.00 Eng. Est.: \$2,837,177.00 Amt. Paid: \$3,366,950.00	5	Contract is on schedule.	
T500.643-1	Roof Replacement at Interchange 14 Toll Plaza Canopy and TMD6 Landscape Shop	Detwiler Roofing, LLC	Original: 10/20/2023 Revised: Estimated: 12/20/2023	Colliers Engineering & Design, Inc. McGoldrick, Kenneth Stallone, Vito	Present: \$2,994,600.00 Award: \$2,994,600.00 Eng. Est.: \$1,840,755.00 Amt. Paid: \$2,994,600.00	5	Contract is approximately 2 months behind schedule due to unforeseen field conditions. An extension of time is being evaluated.	
Other Projects								
A200.553	Immediate and Scheduled Electrical Repairs	Daidone Electric, Inc.	Original: 4/23/2022 Revised: 2/26/2024 Estimated:	Boswell Engineering McGoldrick, Kenneth Womelsdorf, Bob	Present: \$6,000,000.00 Award: \$6,000,000.00 Eng. Est.: \$6,000,000.00 Amt. Paid: \$6,000,000.00	29	Ten tasks have been issued, seven have been completed, and one new task for ITS is being evaluated.	
A900.538	Immediate and Scheduled Repairs (2019) Milepost 0 to 122 New Jersey Turnpike and Milepost 0 to 172 Garden State Parkway	Mount Construction Co., Inc.	Original: 9/11/2021 Revised: 9/11/2022 Estimated:	To Be Determined by Work Order Hesslein, Daniel McConnell, Andrew	Present: \$4,000,000.00 Award: \$4,000,000.00 Eng. Est.: \$4,000,000.00 Amt. Paid: \$2,585,010.36	99	Closeout in progress.	

Contract No.	Description	Contractor	Completion Date	Supervision Firm		Contract Amounts	% Complete	Remarks
				NJTA Engineers				
A900.640	Immediate and Scheduled Repairs (2022), Milepost 0 to 122, New Jersey Turnpike and Milepost 0 to 172, Garden State Parkway	Mount Construction Co., Inc.	Original: 7/26/2024 Revised: Estimated:	To Be Determined by Work Order Hesslein, Daniel McConnell, Andrew		Present: \$4,000,000.00 Award: \$4,000,000.00 Eng. Est.: \$4,000,000.00 Amt. Paid: \$86,779.00	20	Three tasks in progress.
P200.606	Culvert Repairs, Milepost 109 to 124	Carbro Constructors Corp.	Original: 11/9/2024 Revised: Estimated:	STV Incorporated Hesslein, Daniel McConnell, Andrew		Present: \$17,994,305.70 Award: \$17,717,305.70 Eng. Est.: \$20,728,487.00 Amt. Paid: \$17,994,305.70	60	Contract is on schedule.
P200.626	Drainage Video Inspection and Cleaning, Milepost 120.6 to 123.6	Mount Construction Co., Inc.	Original: 1/5/2023 Revised: 4/13/2023 Estimated:	French & Parrello Associates, P.A. McGoldrick, Kenneth Stallone, Vito		Present: \$1,079,302.97 Award: \$1,463,431.00 Eng. Est.: \$2,050,960.00 Amt. Paid: \$1,079,302.97	99	Closeout in progress.
P700.613	Underground Storage Tank Removal and Replacement, Parkway Maintenance District 8, Milepost 164.1 SB	Aurora Environmental, Inc.	Original: 7/11/2023 Revised: Estimated: 12/10/2023	Mott MacDonald LLC Hesslein, Daniel Rossi, Christopher		Present: \$526,321.00 Award: \$526,321.00 Eng. Est.: \$803,305.00 Amt. Paid: \$526,321.00	8	Contract is approximately 5 months behind schedule due to material supply issues. An extension of time is being evaluated.

Page 20 of 20

Contract No.	Description	Contractor	Completion Date	Supervision Firm		Contract Amounts	% Complete	Remarks
				NJTA Engineers				
T200.627	Drainage Video Inspection and Cleaning, Milepost 105.3 to 122	Mount Construction Co., Inc.	Original: 11/22/2024 Revised: Estimated:	French & Parrello Associates, P.A. Hesslein, Daniel McConnell, Andrew	Present: \$6,488,431.00 Award: \$6,488,431.00 Eng. Est.: \$8,955,470.00 Amt. Paid: \$6,488,431.00	2	Contract is on schedule.	
T200.666	Turnpike Drainage Video Inspection and Cleaning, Milepost 0.0 to 36.5	Mount Construction Co., Inc.	Original: 2/26/2023 Revised: 7/7/2023 Estimated:	AECOM Technical Services, Inc. Hesslein, Daniel McConnell, Andrew	Present: \$2,699,395.64 Award: \$2,899,431.00 Eng. Est.: \$4,970,681.00 Amt. Paid: \$2,699,395.64	99	Closeout in progress.	
T500.448	Demolition of Former Turnpike Administration Building, Milepost 83.2 SB	A.P.S. Contracting Inc.	Original: 12/5/2023 Revised: Estimated:	Boswell Engineering Hesslein, Daniel McConnell, Andrew	Present: \$4,436,287.00 Award: \$4,436,287.00 Eng. Est.: \$5,349,860.00 Amt. Paid: \$4,436,287.00	73	Contract is on schedule.	
T700.699	Underground Storage Tank Removal and Replacement, Turnpike Maintenance District 2, Milepost 37.0 NB	T. Slack Environmental Services	Original: 8/22/2024 Revised: Estimated:	Mott MacDonald LLC Hesslein, Daniel Rossi, Christopher	Present: \$1,201,335.00 Award: \$1,201,335.00 Eng. Est.: \$1,492,546.00 Amt. Paid: \$0.00	1	Contract is on schedule.	

ENGINEERING DEPARTMENT  
CHANGE ORDER SUMMARY

September 7, 2023 through October 4, 2023  
October 24, 2023 Commission Meeting

Re: Change Orders - Type 1 and Type 2


Page 1 of 2

C. O.	Contract No.	Contractor	Original Contract Date	Original Contract Amount	Present Contract Amount	Latest (Additions / Reductions)	Revised Contract Amount
<u>Type 1 Change Order (Adjustments to Contract Unit Items)</u>							
3F	P200.568	Union Paving & Construction Co., Inc.	5/10/2022	\$9,154,559.10	\$10,138,247.55	(\$897,518.00)	\$9,240,729.55
2	T100.559	Joseph M. Sanzari, Inc.	4/7/2021	\$15,232,198.00	\$15,789,308.68	\$766,761.58	\$16,556,070.26
<u>Type 2 Change Order (Changes Necessitated by Unexpected Developments)</u>							
5	P100.338	Joseph M. Sanzari, Inc.	7/1/2020	\$48,380,000.00	\$50,317,725.76	\$1,186,589.75	\$51,504,315.51
9F	P500.360	Dobco Inc.	8/11/2015	\$51,999,999.81	\$57,349,952.12	\$3,035,380.00 Extension of Time	\$60,385,332.12
6	T100.523	D'Annunzio & Sons, Inc.	1/6/2022	\$172,657,000.00	\$176,256,858.27	\$895,620.85	\$177,152,479.12
4	T100.586	Joseph M. Sanzari, Inc.	10/12/2021	\$25,985,429.90	\$26,736,052.47	\$207,495.00	\$26,943,547.47
1F	T200.666	Mount Construction Co., Inc.	8/24/2022	\$2,899,431.00	\$2,899,431.00	(\$200,035.36) Extension of Time	\$2,699,395.64


Re: Change Orders - Type 1 and Type 2

C. O.	Contract No.	Contractor	Original Contract Date	Original Contract Amount	Present Contract Amount	Latest (Additions / Reductions)	Revised Contract Amount
6	T500.358	Dobco Inc.	12/30/2015	\$56,893,382.00	\$57,892,620.16	\$1,890,864.00	\$59,783,484.16
1	T500.620	HBC Company Inc	7/8/2022	\$2,506,980.00	\$2,506,980.00	\$113,531.06	\$2,620,511.06

Extension of Time



Ann Christine Monica, Acting Director of Law



Michael Garofalo, P.E., Chief Engineer

CERTIFIED FOR CONSIDERATION:



James D. Carone, Executive Director

MONIES AVAILABLE:



Donna Manuelli, Chief Financial Officer

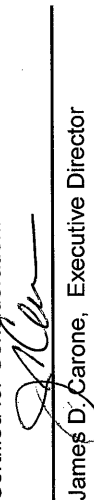
**Utility Orders**  
**Authorized and Issued under Executive Director's**  
**Delegated Authority**  
**EDDA 117-05, Modified by EDDA 150-09**  
**October 24, 2023 Commission Meeting**


Utility Order No.	Supplement No. (if applicable)	Utility Company	Fund No.	Project Description	Department	Roadway	Cost	Status
1698-P-000000		Veolia North America	5000026001	Preliminary Engineering Work Related to the Relocation and Protection of Existing Veolia North America Facilities, Contract No. P200.716, Interchange 80 - 83 Widening and Interchange Improvements, Milepost 80.2 to 84.1	Engineering	Parkway	\$5,000.00	EXECUTED


Monies Available:

  
 Donna Manuelli, Chief Financial Officer

Certified for Consideration:

  
 James D. Carone, Executive Director

  
 Michael Garofalo, P.E., Chief Engineer

  
 Ann Christine Monica, Acting Director of Law

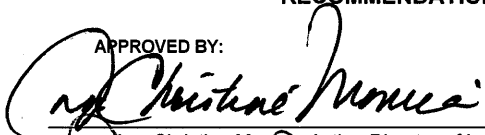
# **Procurement and Materials Management**


**(PMM)**

PURCHASING AGENDA FOR THE OCTOBER 24, 2023 COMMISSION MEETING				
PUBLIC BIDS				
	FP	249-10	HBC Company, Inc. RM-180356 STMC Uninterruptible Power Systems (UPS) - Rebid	\$ 785,000.00
<b>TOTAL NUMBER OF ITEMS</b>	<b>1</b>		<b>TOTAL PUBLIC BIDS</b>	<b>\$ 785,000.00</b>
STATE/GOVERNMENT CONTRACTS				
	F	250-10	Insight Public Sector, Inc. R-181631 IBM Software License Renewal 2023-2024	\$ 144,082.94
	F	251-10	Warshauer Generator LLC R-181598 Trailer Mounted Generac Generator (1)	\$ 107,944.13
	F	252-10	Imtech Corporation d/b/a Activu Corp. R-181656 Video Display Wall System Hardware Refresh	\$ 144,980.14
	FP	253-10	<u>State Contract Modification</u> Traffic Safety Service LLC Traffic Safety Control Devices/Attenuator Parts Supplies (RM-181794/Contract No. 2969)	\$ 160,000.00
<b>TOTAL NUMBER OF ITEMS</b>	<b>4</b>		<b>TOTAL STATE/GOVERNMENT CONTRACTS</b>	<b>\$ 557,007.21</b>
SOLE SOURCE CONTRACTS				
	FP	254-10	Storr Tractor Company RM-181607 Toro Mower Parts (Modification)	\$ 150,000.00
<b>TOTAL NUMBER OF ITEMS</b>	<b>1</b>		<b>TOTAL SOLE SOURCE CONTRACTS</b>	<b>\$ 150,000.00</b>
<b>TOTAL NUMBER OF ALL ITEMS</b>	<b>6</b>		<b>TOTAL PURCHASING</b>	<b>\$ 1,492,007.21</b>
<b>NOTE: BUDGET IMPACT</b>	FF FP FS F	Future Funded Subject to funding availability at the time of ordering. Funding subject to authorization through WRAF approval process. Funds are available in the appropriate operating/capital budgets for the referenced		


**RECOMMENDATION:** The purchases/contracts be approved as proposed.


APPROVED BY:

  
Ann Christine Monica, Acting Director of Law

  
Donna Manuelli, Chief Financial Officer

SUBMITTED BY:

  
Janet Rzepka, Director of Procurement and Materials Management

  
James Carone, Executive Director

COMMISSION MEETING DATE:

October 24, 2023

<b>Vendor Name (&amp; Location):</b>			
HBC Company, Inc. Lodi, NJ			
<b>Description:</b>			
STMC Uninterruptible Power Systems (UPS)			
<b>PROCUREMENT TYPE:</b>			
<input checked="" type="checkbox"/>	Competitive	<input type="checkbox"/>	Non-Competitive
<b>SOLICITATION TYPE:</b>			
<input checked="" type="checkbox"/>	Bid	<input type="checkbox"/>	RFP
<input type="checkbox"/>	Sole Source	<input type="checkbox"/>	Other
<input type="checkbox"/>		<input type="checkbox"/>	State Contract

<b>Number:</b> RM-180356 - Rebid			
<b>Authorized Amount:</b> \$ 785,000.00			
<b>Budget Code:</b>			
049 00 830 156555 0490052008			
<b>Contract Term (Including Options, if any):</b>			
One (1) year contract			
<b>Funding Source:</b>		<input type="checkbox"/>	Operating
		<input checked="" type="checkbox"/>	Capital
FS	Funding subject to authorization through WRAF approval process.	F	Funds are available in the appropriate operating/capital budgets for the referenced procurements.
<input type="checkbox"/>		<input type="checkbox"/>	
FF	Future Funded	FP	Subject to funding availability at the time of ordering.
<input type="checkbox"/>		<input checked="" type="checkbox"/>	
<b>Requesting Department:</b>			
Information Technology Services			
<b>Director/Manager:</b>			
Jose Dios			
Publicly advertised in the Star Ledger and Asbury Park Press and posted on the Authority's and State's websites on September 15, 2023.			

Under this contract, HBC Company, Inc. will provide hardware for Uninterruptible Power Systems (UPS) and their associated components at the Statewide Traffic Management Center (STMC). The existing systems are at end-of-life and will not be supported after 12/31/2023. The bid was readvertised on September 15, 2023, and the six (6) vendors listed in the Authority's data base for the referenced commodity were notified of the procurement. On October 3, 2023, five (5) bids were received as follows:

Vendor	Amount
Timothy P. Bryan Electric Co., Inc.	\$793,815.00
<b>HBC Company, Inc.</b>	<b>\$785,000.00</b>
KLK Electric Inc.	\$979,000.00
PKF-Mark III, Inc.	\$844,500.00
Procomm Systems, Inc.	\$794,680.00

Departmental Estimate: \$1,327,725.00

Bids for this contract were procured, and the authorization being sought is to award this fair and open contract to the lowest responsible bidder, in accordance with N.J.S.A. 27:23-6.1, N.J.A.C. 19:9-2.2, and Executive Order No. 37 (Corzine 2006).

Accordingly, authorization is requested to award a one-year contract to HBC Company, Inc. for Uninterruptible Power Systems for a total amount not to exceed \$785,000.00, subject to funding availability at the time of ordering.

COMMISSION MEETING DATE: **October 24, 2023**

<b>Vendor Name (&amp; Location):</b>			
Insight Public Sector, Inc. Tempe, AZ			
<b>Description:</b>			
IBM Software Licensing 2023-2024			
<b>PROCUREMENT TYPE:</b>			
<input checked="" type="checkbox"/>	Competitive	<input type="checkbox"/>	Non-Competitive
<b>SOLICITATION TYPE:</b>			
<input type="checkbox"/>	Bid	<input type="checkbox"/>	RFP
<input type="checkbox"/>	Sole Source	<input type="checkbox"/>	Other
<input checked="" type="checkbox"/>		<input checked="" type="checkbox"/>	State Contract

<b>Number:</b> R-181631			
<b>Total Amount:</b> \$ 144,082.94			
<b>Budget Code:</b>			
010 00 830 121020			
<b>Contract Term (Including Options, if any):</b>			
NJ State Contract No. T-3121/20-TELE-01512 Expires 05/24/2026			
<b>Funding Source:</b>		<input checked="" type="checkbox"/>	Operating
		<input type="checkbox"/>	Capital
F S	Funding subject to authorization through WRAF approval process.	F	Funds are available in the appropriate operating/capital budgets for the referenced procurements.
<input type="checkbox"/>		<input checked="" type="checkbox"/>	
F F	Future Funded	FP	Subject to funding availability at the time of ordering.
<input type="checkbox"/>		<input type="checkbox"/>	
<b>Requesting Department:</b>			
Information Technology Services			
<b>Director/Manager:</b>			
Jose Dios			

Under this contract, Insight Public Sector, Inc. will provide the annual renewal of software licenses for several IBM software products for a one (1) year period from 07/01/2023 through 06/30/2024. These IBM products are for the Intelligent Transportation Management System (ITMS) Intelligent Operations Center (IOC), which is utilized by Operations to manage roadway signs on both Roadways, as well as WebSphere and C Compiler which are utilized within MyETCPassport for toll collection and traffic statistics. The software licenses are available from NJ State Contract No. T-3121/20-TELE-01512 expiring 05/24/2026.

This procurement, under State Contract No. T-3121/20-TELE-01512, is in accordance with N.J.A.C. 19:9-2.5(a), promulgated pursuant to N.J.S.A. 27:23-1 *et seq.*, the Authority's enabling legislation, and Executive Order No. 37 (Corzine 2006) which permits the Authority, without advertising, to purchase goods and services directly from vendors who hold contracts with the State of New Jersey.

Accordingly, authorization is requested to award a contract under State Contract No. T-3121/20-TELE-01512 for IBM software licenses to Insight Public Sector, Inc. for an amount not to exceed \$144,082.94.

COMMISSION MEETING DATE:

October 24, 2023

<b>Vendor Name (&amp; Location):</b>			
Warshauer Generators, LLC Tinton Falls, NJ			
<b>Description:</b>			
Trailer-Mounted Generator			
<b>PROCUREMENT TYPE:</b>			
<input checked="" type="checkbox"/>	Competitive	<input type="checkbox"/>	Non-Competitive
<b>SOLICITATION TYPE:</b>			
<input type="checkbox"/>	Bid	<input type="checkbox"/>	RFP
<input type="checkbox"/>	Sole Source	<input type="checkbox"/>	Other
<input checked="" type="checkbox"/>		<input checked="" type="checkbox"/>	State Contract

<b>Numbers:</b> R-181598			
<b>Total Amount</b> \$ 107,944.13			
<b>Budget Code:</b>			
049 00 500 156555 0490016018			
<b>Contract Term (Including Options, if any):</b>			
NJ State Contract No. T-2871/18-FOOD-00378 Expires 05/24/2024			
<b>Funding Source:</b>		<input type="checkbox"/>	Operating <input checked="" type="checkbox"/>
<input type="checkbox"/>	FS	Funding subject to authorization through WRAF approval process.	<input checked="" type="checkbox"/>
<input type="checkbox"/>	FF	Future Funded	<input type="checkbox"/>
<input type="checkbox"/>	F	Funds are available in the appropriate operating/capital budgets for the referenced procurements.	<input checked="" type="checkbox"/>
<input type="checkbox"/>	FP	Subject to funding availability at the time of ordering.	<input type="checkbox"/>
<b>Requesting Department:</b>			
Operations			
<b>Director/Manager:</b>			
Kevin Dunn			

Under this contract, Warshauer Generators, LLC will provide one (1) trailer-mounted generator including delivery, start-up, and training. This mobile, stand-by generator will be used by the Maintenance Division of the Operations Department to provide supplemental electrical service in the Authority's Toll Plazas and Service Areas in the event of a power outage. The trailer-mounted generator is available from NJ State Contract T-2871/18-FOOD-00378 expiring 05/24/2024.

This procurement, under State Contract No. T-2871/18-FOOD-00378, is in accordance with N.J.A.C. 19:9-2.5(a), promulgated pursuant to N.J.S.A. 27:23-1 *et seq.*, the Authority's enabling legislation, and Executive Order No. 37 (Corzine 2006) which permits the Authority, without advertising, to purchase goods and services directly from vendors who hold contracts with the State of New Jersey.

Accordingly, authorization is requested to award a contract under State Contract No. T-2871/18-FOOD-00378 for a trailer-mounted generator to Warshauer Generators, LLC. for a total amount not to exceed \$107,944.13.

COMMISSION MEETING DATE:

October 24, 2023

<b>Vendor Name (&amp; Location):</b>			
Imtech Corporation d/b/a Activu Corp. Rockaway, NJ			
<b>Description:</b>			
Video Display Wall System Hardware Refresh			
<b>PROCUREMENT TYPE:</b>			
<input checked="" type="checkbox"/>	Competitive	<input type="checkbox"/>	Non-Competitive
<b>SOLICITATION TYPE:</b>			
<input type="checkbox"/>	Bid	<input type="checkbox"/>	RFP
<input type="checkbox"/>	Sole Source	<input checked="" type="checkbox"/>	Other: GSA Federal Contract

<b>Number:</b> R-181656			
<b>Total Amount:</b> \$ 144,980.14			
<b>Budget Code:</b>			
010 00 830 121020			
<b>Contract Term (Including Options, if any):</b>			
GSA Contract No. 47QTCA23D0087 Expires 05/08/2028			
<b>Funding Source:</b>		<input checked="" type="checkbox"/>	Operating
		<input type="checkbox"/>	Capital
FS	Funding subject to authorization through WRAF approval process.	F	Funds are available in the appropriate operating/capital budgets for the referenced procurements.
<input type="checkbox"/>		<input checked="" type="checkbox"/>	
FF	Future Funded	FP	Subject to funding availability at the time of ordering.
<input type="checkbox"/>		<input type="checkbox"/>	
<b>Requesting Department:</b>			
Information Technology Services (ITS)			
<b>Director/Manager:</b>			
Jose Dios			

Under this contract, Activu Corp. will supply and install hardware needed to update the video display wall system at NJTA Headquarters and the Traffic Management Center. This update will comply with the latest Activu video display platform. The displays provide the Authority, the NJDOT and NJ State Police with the ability to display real-time video from New Jersey roadways, creating situational and event awareness essential to daily operations. In addition, the video displays facilitate emergency management on the respective roadways. This video display wall system hardware refresh is available from Federal GSA Contract No. 47QTCA23D0087 expiring 05/08/2028.

This procurement, under the General Services Administration ("GSA")/Federal IT Schedule 70, Contract 47QTCA23D0087, is in accordance with N.J.A.C. 17:12-1A.5, promulgated pursuant to N.J.S.A. 52:34-6.3 which permits New Jersey state entities such as the Authority, without advertising, to purchase goods and services directly from vendors which hold GSA contracts under the Federal Supply Schedules.

Accordingly, authorization is requested to award a contract under GSA Contract No. 47QTCA23D0087 for the video display wall system hardware refresh to Activu Corp. for an amount not to exceed \$144,980.14.

COMMISSION MEETING DATE:

October 24, 2023

<b>Vendor Name (&amp; Location):</b>			
Traffic Safety Service LLC South Plainfield, NJ			
<b>Description:</b>			
STATE CONTRACT MODIFICATION:			
NJTA Contract No. 2969 State Contract No. T-2908/20-FLEET-01319 Traffic Safety Control Devices/Attenuator Parts and Supplies			
<b>PROCUREMENT TYPE:</b>			
<input checked="" type="checkbox"/>	Competitive	<input type="checkbox"/>	Non-Competitive
<b>SOLICITATION TYPE:</b>			
<input type="checkbox"/>	Bid	<input type="checkbox"/>	RFP
<input type="checkbox"/>	Sole Source	<input type="checkbox"/>	State Contract

<b>Number:</b> RM-181794			
<b>Total Amount:</b> \$ 160,000.00			
<b>Budget Code:</b>			
Various			
<b>Contract Term (Including Options, if any):</b>			
(See Below)			
<b>Funding Source:</b>		<input checked="" type="checkbox"/>	Operating
		<input type="checkbox"/>	Capital
FS	Funding subject to authorization through WRAF approval process.	F	Funds are available in the appropriate operating/capital budgets for the referenced procurements.
<input type="checkbox"/>		<input type="checkbox"/>	
FF	Future Funded	FP	Subject to funding availability at the time of ordering.
<input type="checkbox"/>		<input checked="" type="checkbox"/>	
<b>Requesting Department:</b>			
Operations/Inventory			
<b>Director/Manager:</b>			
Kevin Dunn/Janet Rzepka			

At prior Board of Commissioners meetings, the Authority approved purchases (up to a maximum authorized dollar amount) from the vendors listed herein under the New Jersey State contract referenced below. The terms of the referenced State contract have since been extended and additional funds are needed to purchase these necessary goods and/or services through the extended terms of the State contract.

The original procurements, under the State contracts, were in accordance with N.J.A.C. 19:9-2.5(a), promulgated pursuant to N.J.S.A. 27:23-1 et seq., the Authority's enabling legislation, and Executive Order No. 37 (Corzine 2006) which permits the Authority, without advertising, to purchase goods and services directly from vendors who hold contracts with the State of New Jersey.

Accordingly, given that the period of time during which the Authority may make additional purchases under the referenced State Contract was extended through the new expiration dates of these contracts, approval is hereby requested to increase the Authority's current authorized amounts to the new authorized amounts stated in the attached chart, subject to funding availability at the time of order.

Description / Original Agenda Item – Award Date	Vendor Name	Requisition Number	NJTA Contract No.	NJ State Contract No. Expiration	Current Authorized Amount	New Authorized Amount	Requested Increase Amount
Traffic Safety Control Devices/Attenuator Parts and Supplies 085-04-2022 04/26/2022	Traffic Safety Service LLC	RM-181794 Operations/ Inventory	2969	T-2908/20-FLEET-01319 expiring 09/22/2024	\$270,000.00	\$430,000.00	\$160,000.00
<b>Total</b>							<b>\$160,000.00</b>

COMMISSION MEETING DATE:

October 24, 2023

<b>Vendor Name (&amp; Location):</b>			
Storr Tractor Company Branchburg, NJ			
<b>Description:</b>			
Toro Mower Parts (Modification)			
<b>PROCUREMENT TYPE:</b>			
<input type="checkbox"/>	Competitive	<input checked="" type="checkbox"/>	Non-Competitive
<b>SOLICITATION TYPE:</b>			
<input type="checkbox"/>	Bid	<input type="checkbox"/>	RFP
<input type="checkbox"/>	Sole Source	<input type="checkbox"/>	Other
<input checked="" type="checkbox"/>			

<b>Number:</b> RM-181607 Contract Modification			
Current Authorized Amount:		\$	90,000.00
Amount Requested:		\$	150,000.00
New Authorized Amount:		\$	240,000.00
<b>Budget Code:</b>			
Various			
<b>Contract Term (Including Options, if any):</b>			
<b>Funding Source:</b>		<input checked="" type="checkbox"/>	Operating <input type="checkbox"/>
			Capital
FS	Funding subject to authorization through WRAF approval process.	F	Funds are available in the appropriate operating/capital budgets for the referenced procurements.
<input type="checkbox"/>		<input type="checkbox"/>	
FF	Future Funded	FP	Subject to funding availability at the time of ordering.
<input type="checkbox"/>		<input checked="" type="checkbox"/>	
<b>Requesting Department:</b>			
Inventory			
<b>Director/Manager:</b>			
Janet Rzepka			

On March 16, 2023, a sole source contract was awarded to Storr Tractor Company for Toro mower parts stocked in Inventory for use on both roadways. Items include, but are not limited to, filters, belts, gaskets, wheels, housing assemblies and blades. This modification is required due to the increasing number of Toro mowers in use on both roadways by the Authority and should fund the contract until its expiration on 03/13/2024.

As the sole distributor in the State of New Jersey for Toro Mower Parts, Storr Tractor Company is the only vendor available to the Authority which has authorization from the manufacturer (Toro) to sell mower parts as well as service this line of equipment. Thus, no other vendor is capable of providing the services required under this Agreement.

Thus, it is recommended that this award be made without public advertisement under the sole source procurement authorization of N.J.A.C. 19:9-2.2(d)1 as promulgated under N.J.S.A. 27:23-6.1 and consistent with Executive Order No. 37 (Corzine 2006). A resolution, as required by N.J.A.C. 19:9-2.2(d)1, is attached hereto.

Accordingly, authorization is requested to increase Contract No. 3231 with Storr Tractor Company for \$150,000.00, for a new total authorized amount not to exceed \$240,000.00, subject to funding availability at the time of ordering.

**RESOLUTION FOR SOLE SOURCE PROCUREMENT**

**Toro Motor Parts**

**WHEREAS**, the New Jersey Turnpike Authority's Maintenance Department has requested the award of a sole source contract to Storr Tractor Company ("Storr") to provide Toro Motor Parts; and

**WHEREAS**, Storr is the sole authorized distributor in the State of New Jersey for Toro Motor Parts and is authorized to provide qualified and trained service and repairs; and

**WHEREAS**, the Toro Motor Parts are required to repair the Authority's Toro mowers used for maintaining both roadways; and

**WHEREAS**, *N.J.A.C. 19:9-2.2(d)1* of the New Jersey Turnpike Authority's regulations, promulgated under *N.J.S.A. 27:23-6.1*, permits sole source procurement when only one source of the required goods or service exists;

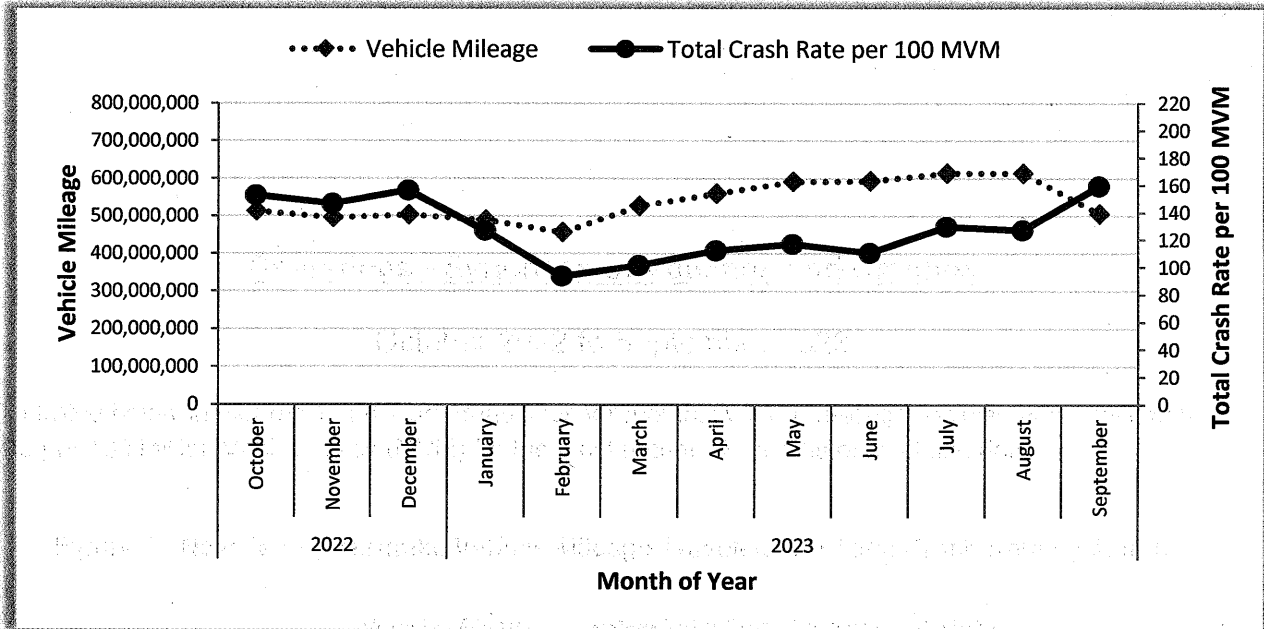
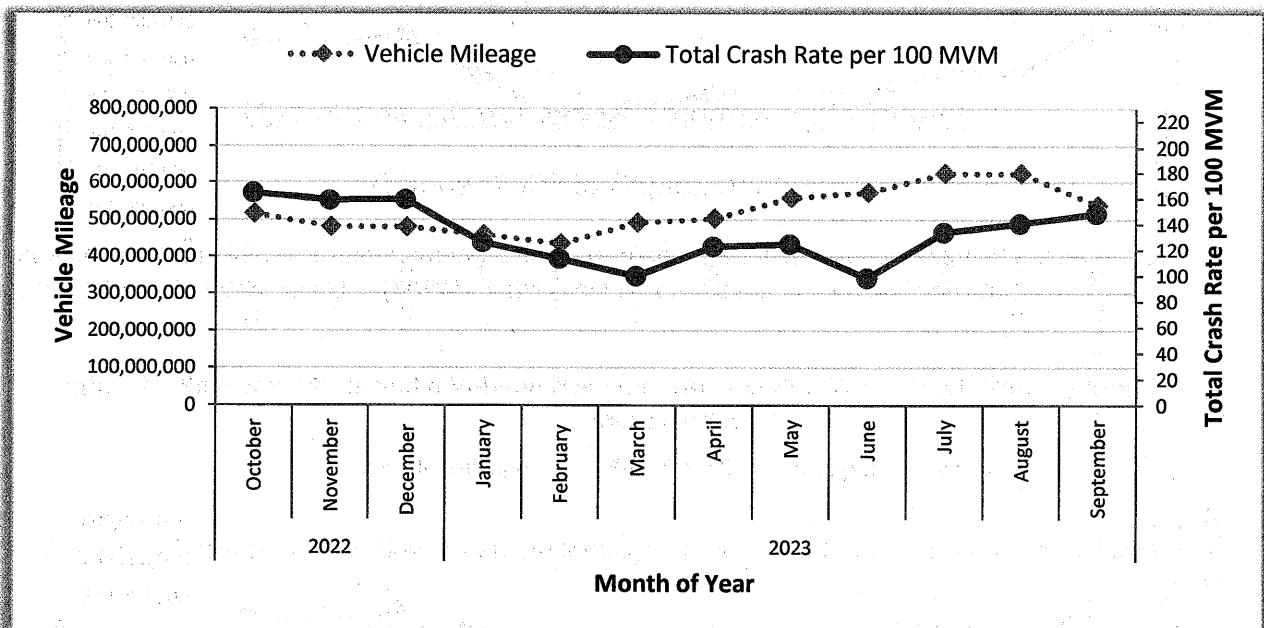
**NOW, THEREFORE, BE IT RESOLVED THAT** the Authority's Board of Commissioners hereby authorizes and approves the award of a contract to Storr Tractor Company to provide the necessary Toro Motor Parts in an amount not to exceed \$240,000.00, as a sole source exception to procurement by public advertisement permitted by *N.J.A.C. 19:9-2.2(d)1* promulgated under the Authority's enabling legislation, *N.J.S.A. 27:23-6.1*.

# General Business

**Operations - Synopses of Volumes and Crashes**

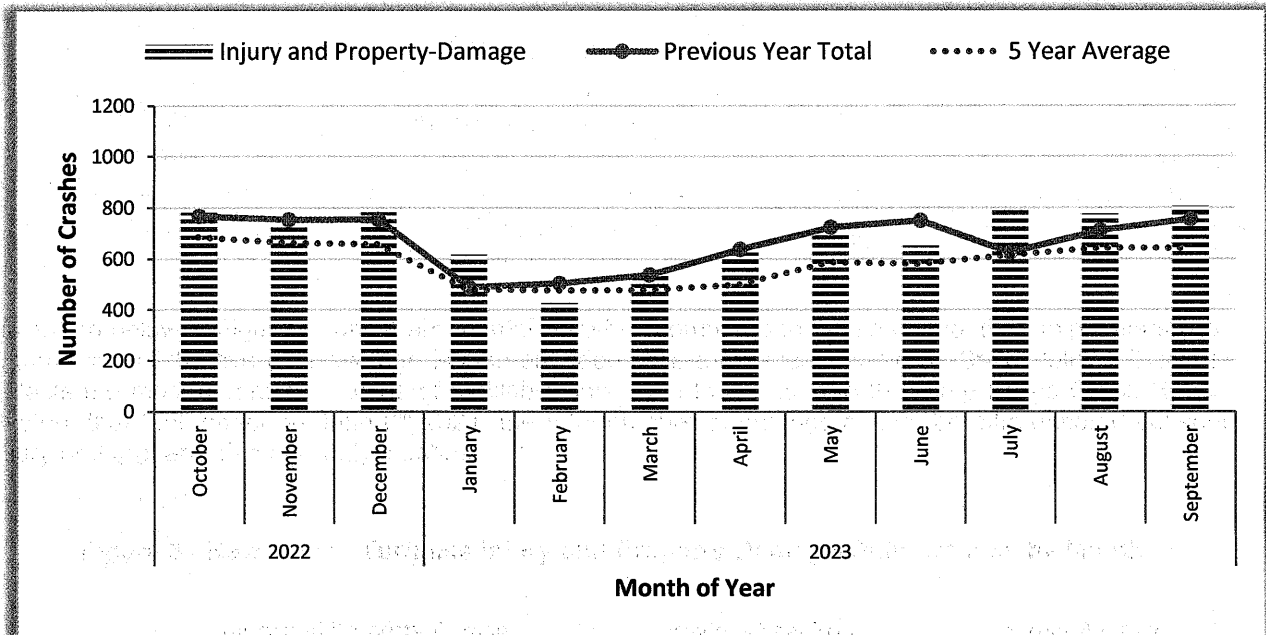
October 2022 to September 2023

Illustrated below in Figures 1 and 2 are trend lines for monthly vehicle mileage traveled and total crash rate per 100 Million Vehicle Miles (MVM) for the most recent 12 months of available data.

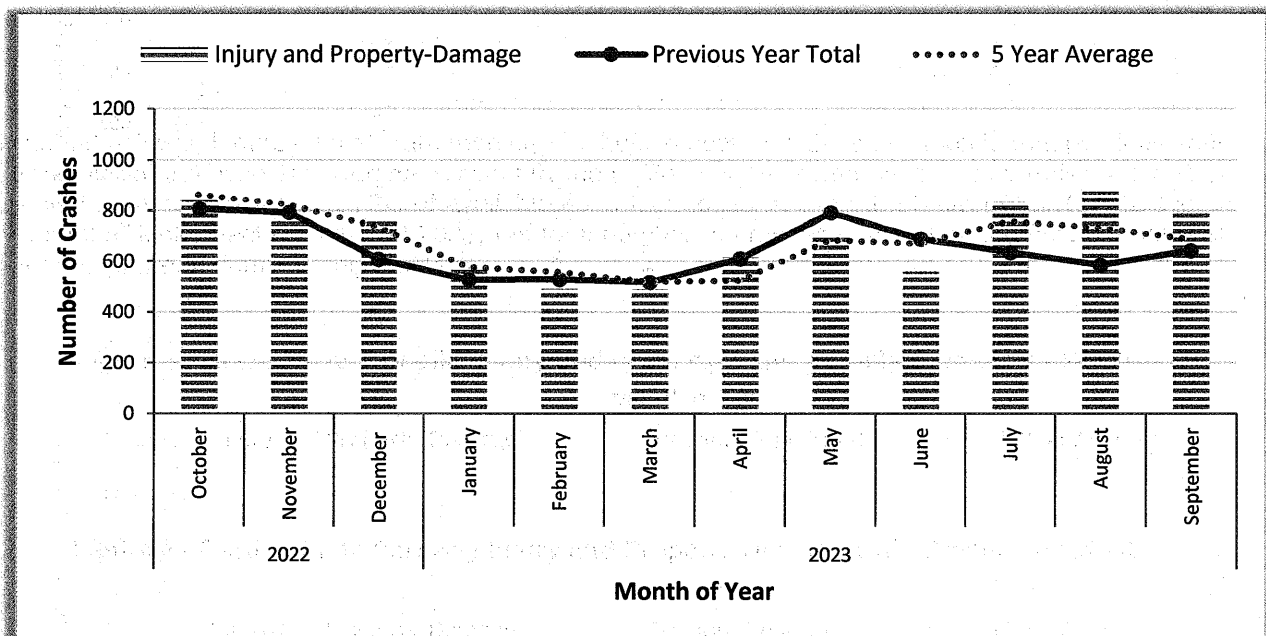
**Figure 1 - New Jersey Turnpike Vehicle Mileage Traveled and Total Crash Rate by Month****Figure 2 - Garden State Parkway Vehicle Mileage Traveled and Total Crash Rate by Month**

Illustrated below in Figures 3 and 4 are monthly crashes compared to the same month from previous year. A trend line of the five-year average is also provided. The data, received by the State Police - Troop D, reflects the most recent 12 months of available data. Due to changes to the State Police Crash Record System that took effect on June 8<sup>th</sup> 2021, the total number of crashes cannot be differentiated between injury and property-damage-only crashes.

**Figure 3 - New Jersey Turnpike Injury and Property-Damage-Only Crashes by Month**



**Figure 4 - Garden State Parkway Injury and Property-Damage-Only Crashes by Month**



**NEW JERSEY TURNPIKE**  
**FATAL CRASH SYNOPSIS 01/01/2023 - 09/30/2023**

FATAL CRASH #	Date	Time	Milepost Location	Number of Fatalities	Total Fatalities This Year	Description
1.	1/6/2023	2:04 p.m.	13 ET Ramp	1	1	Vehicle #1, a motorcycle, was traveling on the Interchange 13 ET Ramp of the New Jersey Turnpike. Subsequently, while negotiating a left curve, Vehicle #1 traveled off the roadway to the right and struck the right concrete barrier, before overturning and coming to an uncontrolled final rest. During the collision sequence, Driver #1 was ejected from the vehicle and came to an uncontrolled final rest in the roadway of Interstate 278. Driver #1 was pronounced deceased at 2:29 p.m. (Driver #1, male, age 24, killed)
2.	1/15/2023	3:58 p.m.	13.2 SN	2	3	Vehicle #1 was traveling northbound on the Interchange 2 TN Ramp of the New Jersey Turnpike. Vehicle #2 was traveling northbound in the right lane of the New Jersey Turnpike near Milepost 13.2. Subsequently, Vehicle #1 enter the right lane from the on-ramp and the front of Vehicle #2 impacted the rear of Vehicle #1. Vehicle #2 then traveled off the roadway to the right, overturned, and came to an uncontrolled rest in a ravine. Vehicle #1 came to a controlled final rest in the shoulder of the northbound roadway. As a result of the crash, Driver #2, whom was not wearing a seatbelt, and Passenger #1 (right front passenger of Vehicle #2) sustained fatal injuries and were pronounced deceased at 4:30 p.m. (Driver #2, male, age 29, killed) (Passenger #1, male, age 27, killed)
3.	3/18/2023	7:06 p.m.	80.3 SNO	1	4	Vehicle #1 was traveling northbound on the Outer Roadway of the New Jersey Turnpike near Milepost 80.3. Subsequently, Vehicle #1 struck the guiderail on the left side, traversed the travel lanes to the right, and struck the concrete barrier on the right side. Driver #1 sustained fatal injuries and was pronounced deceased at 8:09 p.m. (Driver #1, male, age 62, killed)
4.	3/27/2023	2:42 a.m.	87.6 NSO	1	5	Vehicle #1 and Vehicle #2 were traveling southbound on the Outer Roadway of the New Jersey Turnpike near Milepost 87.6. Subsequently, Vehicle #1 impacted the rear of Vehicle #2. Driver #1 was driving under the influence at the time of the crash. Passenger #1 (front-right passenger of Vehicle #1) suffered serious injuries. Five days thereafter, Passenger #1 succumbed to his injuries and was pronounced deceased on April 1, 2023 at 1:03 p.m. (Passenger #1, female, age 23, delayed death)
5.	4/10/2023	5:19 a.m.	58.8 SN	1	6	Vehicle #1 and Vehicle #2 were traveling northbound in the center lane of travel and right lane of travel, respectively, on the New Jersey Turnpike near Milepost 58.8. Subsequently, Vehicle #1 changed lanes from the center lane to the right lane and a collision occurred between Vehicle #1 and Vehicle #2. Driver #1 sustained fatal injuries and was pronounced deceased at 6:44 a.m. (Driver #1, male, age 42, killed)
6.	4/28/2023	1:15 a.m.	10S Thomas Edison SA Exit Ramp	1	7	Vehicle #1 was traveling on the 10S Thomas Edison Service Area Exit Ramp on the New Jersey Turnpike. Subsequently, Vehicle #1 struck the guiderail and the concrete curb. Driver #1 was found unresponsive in cardiac arrest. Driver #1 sustained fatal injuries and was pronounced deceased at 2:20 a.m. (Driver #1, male, age 42, killed)

NEW JERSEY TURNPIKE  
FATAL CRASH SYNOPSIS 01/01/2023 - 09/30/2023

FATAL CRASH #	Date	Time	Milepost Location	Number of Fatalities	Total Fatalities This Year	Description
7.	4/30/2023	10:39 p.m.	99.9 SNO	1	8	Vehicle #1 was traveling northbound on the Outer Roadway of the of the New Jersey Turnpike near Milepost 99.9 in the right lane of travel. Vehicle #2 was disabled and parked in the right lane. Subsequently, Vehicle #1 struck the rear of Vehicle #2. Passenger #1 (passenger of Vehicle #2), whom was not wearing a seatbelt, was ejected from the vehicle, sustained fatal injuries and was pronounced deceased at 11:24 p.m. (Passenger #1, female, age 80, killed)
8.	5/27/2023	10:17 p.m.	78.8 NSO	1	9	Due to a chain reaction of crashes resulting from a vehicle avoiding debris in the roadway, three vehicles were disabled in the left lane and partially in the center lane of the southbound travel lanes of the New Jersey Turnpike near Milepost 78.8. Vehicle #4 and Vehicle #5 were traveling southbound in the left lane. Subsequently, Vehicle #4 encountered the three disabled vehicles and came to a complete stop. Vehicle #5 then impacted Vehicle #4 and one of the disabled vehicles. During the collision sequence, Driver #5 was ejected from the vehicle and became entrapped under one of the disabled vehicles. Driver #5 sustained fatal injuries and was pronounced deceased at 11:05 p.m. (Driver #5, male, age 29, killed)
9.	6/11/2023	12:08 a.m.	120.0 SNX	2	11	Vehicle #1 and Vehicle #2 were traveling northbound on the Express Roadway of the New Jersey Turnpike near Milepost 120.0. Subsequently, Vehicle #2 impacted the rear of Vehicle #1, resulting in both vehicles becoming engulfed in flames. Driver #1 and Passenger #1 (right front passenger of Vehicle #1) sustained fatal injuries and were pronounced deceased at 12:53 a.m. (Driver #1, male, age 69, killed) (Passenger #1, female, age 54, killed)
10.	6/15/2023	8:24 a.m.	62.5 SNI	1	12	Vehicle #1 and Vehicle #2 were traveling northbound on the Inner Roadway of the New Jersey Turnpike near Milepost 62.5. Subsequently, Vehicle #2 impacted the rear of Vehicle #1. Passenger #1 (passenger of Vehicle #1), whom was not wearing a seatbelt, sustained fatal injuries and was pronounced deceased at 1:31 p.m. (Passenger #1, male, age 26, killed)
11.	6/15/2023	12:15 p.m.	27.9 NS	1	13	Prior to the crash, Vehicle #1 and Vehicle #2 were involved in a motor vehicle crash while traveling southbound on the New Jersey Turnpike near Milepost 28.3. Subsequently, Vehicle #1 continued traveling southbound before stopping in the right shoulder near Milepost 27.9. Driver #1 then exited Vehicle #1, becoming Pedestrian #1. Pedestrian #1 initially walked to the passenger side of Vehicle #1 and then suddenly entered the right lane of travel. Vehicle #3, that was traveling southbound in the right lane, struck Pedestrian #1. Pedestrian #1 sustained fatal injuries and was pronounced deceased at 12:51 p.m. (Pedestrian #1, male, age 24, killed)

**NEW JERSEY TURNPIKE**  
**FATAL CRASH SYNOPSIS 01/01/2023 - 09/30/2023**

FATAL CRASH #	Date	Time	Milepost Location	Number of Fatalities	Total Fatalities This Year	Description
12.	6/26/2023	5:03 p.m.	106.8 SNE	2	15	Vehicle #1 was traveling northbound on the Eastern Roadway of the New Jersey Turnpike near Milepost 106.8. Subsequently, Vehicle #1 traveled off the roadway to the right, impacted the guidrail end section and the Interchange 15E Exit sign, and traveled down a grass embankment before coming to an uncontrolled final rest in thick brush. The crash occurred at an unknown time and is currently under investigation. Driver #1, whom was not wearing a seatbelt, and Passenger #1 (front right passenger of Vehicle #1) sustained fatal injuries and were pronounced deceased at 8:01 p.m. (Driver #1, male, age 28, killed) (Passenger #1, female, age 23, killed)
13.	7/10/2023	8:12 a.m.	11 TK Ramp	1	16	Vehicle #1 was traveling westbound on the TK Ramp at Interchange 11 of the New Jersey Turnpike. Subsequently, while negotiating the turn, Vehicle #1 entered the painted gore between the TK Ramp and the TPS Ramp and impacted the guidrail end section and concrete bridge-rail. Driver #1, whom was not wearing a seatbelt, sustained serious injuries and was transported to Raritan Bay Medical Center. Two days thereafter, Driver #1 succumbed to his injuries and was pronounced deceased on July 12, 2023 at 1:55 p.m. (Driver #1, male, age 55, delayed death)
14.	7/22/2023	2:26 a.m.	116.3 NSE	1	17	Vehicle #1 and Vehicle #2, a motorcycle, were traveling southbound in the right-center lane on the Eastern Spur of the New Jersey Turnpike near Milepost 116.3. Subsequently, Vehicle #1 was struck from behind by Vehicle #2. Vehicle #1 then came to a final rest in the right shoulder of the roadway. During the collision sequence, Driver #2 was ejected from the motorcycle and came to a final rest in the roadway. Driver #2 sustained fatal injuries and was pronounced deceased at 2:51 a.m. (Driver #2, male, age 33, killed)
15.	7/22/2023	9:43 a.m.	Interchange 1 Outside Entry	1	18	Vehicle #1 was traveling northbound entering the New Jersey Turnpike at the Interchange 1 Outside-Entry Toll Plaza. Subsequently, Vehicle #1 struck the concrete barrier of the Interchange #1 Toll Plaza, overturned and came to uncontrolled final rest in the Lane #2 before becoming engulfed in flames. Driver #1, whom was entrapped in Vehicle #1, sustained fatal injuries and was pronounced deceased at 10:03 a.m. (Driver #1, male, age 77, killed)
16.	8/9/2023	8:30 a.m.	70.8 SNI	1	19	Vehicle #1 was traveling northbound on the Inner Roadway of the New Jersey Turnpike near Milepost 70.8. Subsequently, a metal object impacted the windshield of Vehicle #1 and then struck Driver #1. Driver #1 sustained fatal injuries and was pronounced deceased at 9:39 a.m. (Driver #1, female, age 46, killed)
17.	8/11/2023	6:49 a.m.	39.0 SN	1	20	Vehicle #1 was traveling northbound on the New Jersey Turnpike near Milepost 39.0. Subsequently, Driver #1 lost directional control of Vehicle #1 and travelled off the roadway to the right. Vehicle #1 then re-entered the roadway, traveled across three lanes of travel, and struck the center median before spinning and coming to an uncontrolled final rest in the right shoulder of the roadway. Driver #1 sustained fatal injuries and was pronounced deceased at 6:59 a.m. (Driver #1, male, age 67, killed)

**NEW JERSEY TURNPIKE  
FATAL CRASH SYNOPSIS 01/01/2023 - 09/30/2023**

FATAL CRASH #	Date	Time	Milepost Location	Number of Fatalities	Total Fatalities This Year	Description
18.	8/16/2023	10:51 a.m.	55.2 NSO	1	21	Vehicle #1 was traveling southbound on the Outer Roadway of the New Jersey Turnpike near Milepost 55.2. Subsequently, Vehicle #1 experienced a tire failure, overturned, traveled off the roadway to the right and impacted the guide rail and chain link fence. Driver #1 sustained fatal injuries and was pronounced deceased at 11:37 a.m. (Driver #1, male, age 45, killed)
19.	8/20/2023	7:32 p.m.	16E ET Ramp	1	22	Vehicle #1, a motorcycle, was traveling southbound in the right travel lane on the ET Ramp at interchange 16E of the New Jersey Turnpike. Subsequently, Vehicle #1 impacted the concrete barrier and came to a final rest on the T Ramp. During the collision sequence, Driver #1 was ejected from the motorcycle and came to a final rest in the roadway. Driver #1, whom was not wearing a DOT approved helmet, sustained fatal injuries and was pronounced deceased at 8:07 p.m. (Driver #1, male, age 31, killed)
20.	8/24/2023	8:36 a.m.	78.8 SNO	1	23	Vehicle #1 was parked in the northbound right shoulder on the Outer Roadway of the New Jersey Turnpike near Milepost 78.8. Driver #1 was outside of Vehicle #1, becoming Pedestrian #1. Vehicle #2 was traveling northbound. Subsequently, Vehicle #2 struck Pedestrian #1 and then fled the scene. Pedestrian #1 sustained fatal injuries and was pronounced deceased at 9:38 a.m. (Pedestrian #1, male, age 78, killed)

**Year to Date Vehicle Miles (VM):**

**Fatality Rate per 100 MVM for entire NJTPK:**

Note: YTD VM and Fatality Rates are estimated

**4,912,764,648  
0.47**

**GARDEN STATE PARKWAY  
FATAL CRASH SYNOPSIS 01/01/2023 - 09/30/2023**

FATAL CRASH #	Date	Time	Milepost Location	Number of Fatalities	Total Fatalities This Year	Description
1.	1/21/2023	6:29 a.m.	112.2 SB Local	1	1	Vehicle #1 was disabled in the southbound Local Roadway of the Garden State Parkway near Milepost 112.2, due to a previous crash. Driver #1 exited the vehicle, becoming Pedestrian #1. Subsequently, Vehicle #2, traveling southbound on the Local Roadway, impacted the rear of Vehicle #1 and struck Pedestrian #1. Pedestrian #1 was then struck by the front of Vehicle #3. Pedestrian #1 sustained fatal injuries and was pronounced deceased at 7:40 a.m. (Pedestrian #1, male, age 34, killed)
2.	2/2/2023	3:13 p.m.	68.9 SB	1	2	Vehicle #1 was traveling southbound on the Garden State Parkway near Milepost 68.9. Subsequently, the front of Vehicle #1 impacted the concrete divider at Barnegat Toll Plaza. Driver #1, whom was not wearing a seatbelt, sustained fatal injuries and was pronounced deceased at 3:37 p.m. (Driver #1, male, age 94, killed)
3.	2/25/2023	4:20 p.m.	12.5 SB	1	3	Vehicle #1 was traveling southbound on the Garden State Parkway near Milepost 12.5. Subsequently, Driver #1 failed to maintain directional control of Vehicle #1 and traveled off the roadway to the left, before reentering the southbound travel lanes. Vehicle #1 then traveled off the roadway to the right, impacted the guiderail to the right and was redirected across the southbound travel lanes, before running off the roadway to the left and impacting two trees. Driver #1, whom was not wearing a seatbelt, sustained fatal injuries and was pronounced deceased at 4:51 p.m. (Driver #1, male, age 75, killed)
4.	3/7/2023	1:06 p.m.	71.1 NB	1	4	Vehicle #1 was traveling northbound on the Garden State Parkway near Milepost 71.1. Subsequently, Vehicle #1 impacted the left guiderail, traveled off the roadway to the left, down an embankment, overturned, and impacted multiple trees before coming to an uncontrolled final rest. During the collision sequence, Driver #1, whom was not wearing a seatbelt was partially ejected from Vehicle #1 and sustained fatal injuries and was pronounced deceased at 1:44 p.m. (Driver #1, female, age 49, killed)
5.	4/14/2023	4:43 p.m.	166.9 SB	1	5	Vehicle #1 was traveling southbound on the Garden State Parkway near Milepost 166.9. Subsequently, Vehicle #1 traveled off the roadway to the right and overturned. As a result of the crash, Driver #1, whom was not wearing a seatbelt, was ejected from the vehicle and sustained fatal injuries. Driver #1 was transported to Hackensack University Medical Center where he succumbed to his injuries and was pronounced deceased at 5:55 p.m. (Driver #1, male, age 24, killed)

**GARDEN STATE PARKWAY  
FATAL CRASH SYNOPSIS 01/01/2023 - 09/30/2023**

FATAL CRASH #	Date	Time	Milepost Location	Number of Fatalities	Total Fatalities This Year	Description
6.	5/9/2023	11:59 p.m.	123.8 SB Express	1	6	Vehicle #1 was traveling southbound on the Express Roadway of the Garden State Parkway near Milepost 123.8. Subsequently, Pedestrian #1 crossed the roadway from left to right and entered the center lane of traffic. The right front of Vehicle #1 impacted Pedestrian #1. Pedestrian #1 sustained fatal injuries and was pronounced deceased at 12:28 a.m. on 5/10/2023. (Pedestrian #1, male, age 22, killed)
7.	6/6/2023	5:31 a.m.	85.7 SB	1	7	As a result of a previous single motor vehicle crash, Vehicle #1 was disabled in the center grass median and the left front wheel of Vehicle #1 was in the center lane on the southbound roadway of the Garden State Parkway near Milepost 85.7. Subsequently, Vehicle #2 traveling southbound in the center lane, struck the wheel of Vehicle #1. After impact, Vehicle #2 traveled off the roadway to the left and impacted the rear of Vehicle #1 in the grass median. Driver #2 sustained fatal injuries and was pronounced deceased at 6:15 a.m. (Driver #2, female, age 46, killed)
8.	6/9/2023	1:18 p.m.	82.8 NB	1	8	Vehicle #1 was traveling southbound on the Garden State Parkway near Milepost 82.8. Subsequently, Vehicle #1 traveled off the roadway to the right and impacted multiple trees. During the collision sequence, Driver #1, whom was not wearing a seatbelt, was ejected from Vehicle #1 and sustained fatal injuries and was pronounced deceased at 1:34 p.m. (Driver #1, female, age 56, killed)
9.	7/15/2023	6:27 p.m.	64.4 SB	1	9	Vehicle #1 was traveling southbound on the Garden State Parkway near Milepost 64.4. Subsequently, Vehicle #1 traveled off the roadway to the left, overturned, and traveled down an embankment before coming to an uncontrolled final rest. During the collision sequence, Passenger #1 was ejected from Vehicle #1. Passenger #1 sustained fatal injuries and was pronounced deceased at 6:52 p.m. (Passenger #1, female, age 19, killed)
10.	8/6/2023	9:52 p.m.	44.6 SB	3	12	Vehicle #1 and Vehicle #2 were traveling southbound in the center lane of the Garden State Parkway near Milepost 44.6. Subsequently, Vehicle #2, traveling at a high rate of speed, impacted the rear of Vehicle #1. Vehicle #2 then traveled off the roadway to the left and impacted a tree. Driver #1 of Vehicle #2 is suspected to have been driving while under the influence. Driver #1, Passenger #1 (front right passenger of Vehicle #2), and Passenger #2 (back right passenger of Vehicle #2), all of whom were not wearing seatbelts, sustained fatal and injuries were pronounced deceased at 1:11 a.m. on 8/7/23, 1:12 a.m. on 8/7/23, and 11:06 p.m. on 8/6/23, respectively. (Driver #1, female, age 23, killed) (Passenger #1, male, age 28, killed) (Passenger #2, male, age 26, killed)

**GARDEN STATE PARKWAY  
FATAL CRASH SYNOPSIS 01/01/2023 - 09/30/2023**

FATAL CRASH #	Date	Time	Milepost Location	Number of Fatalities	Total Fatalities This Year	Description
11.	9/7/2023	1:18 a.m.	63.4 NB	1	13	Vehicle #1 was traveling northbound on the Garden State Parkway near Milepost 63.4. Subsequently, Vehicle #1 traveled off the roadway to the right and impacted multiple trees before coming to an uncontrolled final rest. During the collision sequence, Driver #1 was ejected from the vehicle. Driver #1, whom was not wearing a seatbelt, sustained fatal injuries and was pronounced deceased at 3:28 a.m. (Driver #1, male, age 23, killed)
12.	9/24/2023	2:45 a.m.	161.4 SB	1	14	Vehicle #1 was traveling southbound on the Garden State Parkway near Milepost 161.4. Subsequently, Vehicle #1 traveled off the roadway to the right, crossed the SB Entrance 160 Ramp, and impacted and traveled through the guiderail on the right. Then, Vehicle #1 became airborne and struck several trees as it traveled down the wooden embankment. During the collision sequence, Driver #1 was ejected from the vehicle. Driver #1, whom was not wearing a seatbelt and is suspected to have been driving under the influence, sustained fatal injuries and was pronounced deceased at 3:27 a.m. (Driver #1, male, age 20, killed)

**Year to Date Vehicle Miles (VM):**

**Fatality Rate per 100 MVM for entire Parkway:**

Note: YTD VM and Fatality Rates are estimated

**4,809,605,000  
0.29**

Kevin Dunn, P.E.  
Director of Operations



Date: October 11, 2023

**Subject: Activities of the New Jersey State Police Troop D  
Troop D Totals  
September 2023**

To: James D. Carone, Executive Director

From: Major Michael Krzyzkowski, Troop Commander, Troop D  
Captain Sean O'Connor, Deputy Troop Commander

	September 2022	September 2023	Year-to-Date 2022	Year-to-Date 2023
<b>ACCIDENTS INVESTIGATED Total</b>	1,402	1,604	11,297	11,984
Property Damage Accidents	1,396	1,602	11,247	11,952
Personal Injury Accidents	0	0	0	0
Fatal Accidents	6	2	50	32
Persons Injured	0	0	0	0
Persons Killed	7	2	56	36
Non-Reportable (Included in Total)	0	0	0	0
<b>AIDS TO MOTORISTS</b>	3,363	4,864	34,927	34,232
<b>TOTAL SUMMONSES</b>	10,684	4,868	84,814	97,376
<b>SUMMONSES INCLUDE:</b>				
Speeding	1,595	406	15,709	13,896
Drinking Driving	45	41	540	588
Result of Accident	153	123	1,199	1,279
HOV Violations	17	4	132	141
Wrong Way Drivers Apprehended	0	0	9	3
Seat Belt Summonses	625	187	4,839	4,851
Littering Summonses	2	0	14	19
Cell Phone	84	3	646	541
<b>COM. VEH. ENFORCEMENT</b>				
Trucks	1,078	578	8,892	11,557
Truck Parking	257	0	1,218	2,037
Buses	1	3	20	15
<b>TOTAL WARNINGS ISSUED</b>	3,795	849	32,140	32,411
<b>STATE POLICE and N.J. D.O.T. MOTOR CARRIER BUS INSPECTION</b>				
Buses Stopped	6	0	42	170
Buses Inspected	6	18	51	188
Buses Placed Out of Service	0	0	1	0
Summons Issued	0	0	0	0
Title 49 Violations	0	0	1	1
Percentage of Buses Placed Out of Service	0%	0%	4%	0%
<b>STATE POLICE COMMERCIAL VEHICLE INSPECTION</b>				
Trucks Stopped	757	609	6,713	6,991
Trucks Inspected	446	279	3,450	3,576
Trucks Weighed	99	129	724	936
Trucks Placed Out of Service	121	76	940	855
Title 49 Violations	1,489	804	11,082	11,006
Percentage of Trucks Place Out of Service	16%	12%	14%	12%

	September 2022	September 2023	Year-to-Date 2022	Year-to-Date 2023
<b>CRIMINAL CHARGES</b>	143	107	1,385	1,218
Aggravated Assault	3	7	27	28
Aggravated Assault on Police Officer	0	0	8	5
Assault	12	9	100	60
Burglary	0	3	17	11
Contempt of Court	40	17	209	216
Criminal Mischief	5	5	42	28
Disorderly Person	3	5	24	27
Eluding Police Officer	7	3	77	53
False Police Report	1	0	2	3
Forgery	2	5	32	34
Fraud	1	1	60	111
Fugitive	3	1	21	23
Interference with Police Officer	3	3	31	26
Juvenile Delinquency	0	0	21	12
Kidnapping	0	0	0	0
Lewdness	0	3	1	15
Murder	0	0	1	0
Narcotics	13	5	201	195
Possession of Burglary Tools	1	0	2	10
Receiving Stolen Property	14	7	107	65
Resisting Arrest	4	3	18	24
Robbery	0	5	4	15
Sexual Assault	0	0	2	1
Sexual Contact	2	0	4	0
Theft	14	11	195	66
Use of Stolen Credit Card	0	0	3	10
Violation of Probation	0	0	0	1
Weapons Violation	3	10	77	66
Other Arrests	12	4	99	113
<b>Total Investigations</b>	102	72	1,070	889
Domestic Violence	4	4	37	27
Recovered Stolen Vehicles	11	5	108	72
Value of Recovered Stolen Vehicles	\$263,000	\$156,000	\$4,113,200	\$2,418,752
Value of Recovered Stolen Property	\$0	\$325,000	\$46,910	\$379,100
Value of Recovered Property	\$0	\$0	\$10,800	\$30,000
Value of Recovered Narcotics	\$5,665	\$510,040	\$109,681	\$622,941

MK/jj

Approved for Consideration:

  
 James D. Carone  
 Executive Director

Respectfully submitted,

  
 Major Michael Krzyzkowski  
 Troop D Commander

Date: October 11, 2023

**Subject: Activities of the New Jersey State Police Troop D  
New Jersey Turnpike Region  
September 2023**

**To: James D. Carone, Executive Director**


**From: Major Michael Krzyzkowski, Troop Commander, Troop D  
Captain Sean O'Connor, Deputy Troop Commander**

	September 2022	September 2023	Year-to-Date 2022	Year-to-Date 2023
<b>ACCIDENTS INVESTIGATED Total</b>	757	805	5,748	5,933
Property Damage Accidents	754	805	5,722	5,913
Personal Injury Accidents	0	0	0	0
Fatal Accidents	3	0	26	20
Persons Injured	0	0	0	0
Persons Killed	4	0	30	22
Non-Reportable (Included in Total)	0	0	0	0
<b>AIDS TO MOTORISTS</b>	1,963	3,011	21,650	19,673
<b>TOTAL SUMMONSES</b>	5,907	2,108	46,084	52,362
<b>SUMMONSES INCLUDE:</b>				
Speeding	553	130	5,835	5,202
Drinking Driving	18	20	201	258
Result of Accident	80	75	516	656
HOV Violations	17	4	132	141
Wrong Way Drivers Apprehended	0	0	2	0
Seat Belt Summonses	213	40	1,536	1,241
Littering Summonses	2	0	9	12
Cell Phone	59	3	493	384
<b>COM. VEH. ENFORCEMENT</b>				
Trucks	866	570	6,802	8,911
Truck Parking	257	0	1,218	2,025
Buses	1	2	20	14
<b>TOTAL WARNINGS ISSUED</b>	2,162	281	16,683	16,271
<b>STATE POLICE and N.J. D.O.T. MOTOR CARRIER BUS INSPECTION</b>				
Buses Stopped	5	0	31	163
Buses Inspected	5	18	32	181
Buses Placed Out of Service	0	0	0	0
Warnings Issued	0	0	0	0
Title 49 Violations	0	0	0	1
Percentage of Buses Placed Out of Service	0%	0%	0%	0%
<b>STATE POLICE COMMERCIAL VEHICLE INSPECTION</b>				
Trucks Stopped	391	256	3,851	3,243
Trucks Inspected	203	169	1,477	1,993
Trucks Weighed	32	31	245	250
Trucks Placed Out of Service	60	41	414	398
Title 49 Violations	618	515	4,630	5,804
Percentage of Trucks Place Out of Service	15%	16%	11%	12%


	September 2022	September 2023	Year-to-Date 2022	Year-to-Date 2023
<b>CRIMINAL CHARGES</b>	77	52	802	723
Aggravated Assault	3	1	21	14
Aggravated Assault on Police Officer	0	0	3	4
Assault	4	3	47	28
Burglary	0	2	10	6
Contempt of Court	19	14	174	164
Criminal Mischief	1	1	15	9
Disorderly Person	2	1	9	15
Eluding Police Officer	3	1	42	23
False Police Report	1	0	2	3
Forgery	2	1	18	20
Fraud	1	1	54	100
Fugitive	2	1	14	20
Interference with Police Officer	3	3	28	23
Juvenile Delinquency	0	0	2	4
Kidnapping	0	0	0	0
Lewdness	0	0	1	2
Murder	0	0	0	0
Narcotics	5	3	72	71
Possession of Burglary Tools	1	0	2	9
Receiving Stolen Property	9	5	69	45
Resisting Arrest	3	3	6	14
Robbery	0	0	1	3
Sexual Assault	0	0	1	0
Sexual Contact	1	0	3	0
Theft	11	7	100	41
Use of Stolen Credit Card	0	0	3	8
Violation of Probation	0	0	0	0
Weapons Violation	2	4	63	37
Other Arrests	4	1	42	60
<b>Total Investigations</b>	<b>58</b>	<b>34</b>	<b>603</b>	<b>510</b>
Domestic Violence	1	3	14	14
Recovered Stolen Vehicles	8	3	69	38
Value of Recovered Stolen Vehicles	\$233,000	\$61,000	\$2,686,000	\$1,586,000
Value of Recovered Stolen Property	\$0	\$325,000	\$46,310	\$327,450
Value of Recovered Property	\$0	\$0	\$8,700	\$0
Value of Recovered Narcotics	\$1,140	\$509,960	\$30,436	\$586,903

MK/jj

Approved for Consideration:

  
**James D. Carone**  
 Executive Director

Respectfully submitted,

  
 Major Michael Krzyzkowski  
 Troop D Commander

Date: October 11, 2023

**Subject: Activities of the New Jersey State Police Troop D  
Garden State Parkway Region  
September 2023**

**To: James D. Carone, Executive Director**

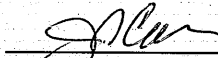
**From: Major Michael Krzyzkowski, Troop Commander, Troop D  
Captain Michael Lavin, Region Commander**

	September 2022	September 2023	Year-to-Date 2022	Year-to-Date 2023
<b>ACCIDENTS INVESTIGATED Total</b>	645	799	5,549	6,051
Property Damage Accidents	642	797	5,525	6,039
Personal Injury Accidents	0	0	0	0
Fatal Accidents	3	2	24	12
Persons Injured	0	0	0	0
Persons Killed	3	2	26	14
Non-Reportable (Included in Total)	0	0	0	0
<b>AIDS TO MOTORISTS</b>	1,400	1,853	13,277	14,559
<b>TOTAL SUMMONSES</b>	4,777	2,760	38,730	45,014
<b>SUMMONSES INCLUDE:</b>				
Speeding	1,042	276	9,874	8,694
Drinking Driving	27	21	339	330
Result of Accident	73	48	683	623
HOV Violations	0	0	0	0
Wrong Way Drivers Apprehended	0	0	7	3
Seat Belt Summonses	412	147	3,303	3,610
Littering Summonses	0	0	5	7
Cell Phone	25	0	153	157
<b>COM. VEH. ENFORCEMENT</b>				
Trucks	212	8	2,090	2,646
Truck Parking	0	0	0	12
Buses	0	1	0	1
<b>TOTAL WARNINGS ISSUED</b>	1,633	568	15,457	16,140
<b>STATE POLICE and N.J. D.O.T. MOTOR CARRIER BUS INSPECTION</b>				
Buses Stopped	1	0	19	7
Buses Inspected	1	0	19	7
Buses Placed Out of Service	0	0	1	0
Warnings Issued	0	0	0	0
Title 49 Violations	0	0	1	0
Percentage of Buses Placed Out of Service	0%	0%	0%	0%
<b>STATE POLICE COMMERCIAL VEHICLE INSPECTION</b>				
Trucks Stopped	366	353	2,862	3,748
Trucks Inspected	243	110	1,973	1,583
Trucks Weighed	67	98	479	686
Trucks Placed Out of Service	61	35	526	457
Title 49 Violations	871	289	6,452	5,202
Percentage of Trucks Place Out of Service	17%	10%	17%	12%


	September 2022	September 2023	Year-to-Date 2022	Year-to-Date 2023
<b>CRIMINAL CHARGES</b>	66	55	583	495
Aggravated Assault	0	6	6	14
Aggravated Assault on Police Officer	0	0	5	1
Assault	8	6	53	32
Burglary	0	1	7	5
Contempt of Court	21	3	35	52
Criminal Mischief	4	4	27	19
Disorderly Person	1	4	15	12
Eluding Police Officer	4	2	35	30
False Police Report	0	0	0	0
Forgery	0	4	14	14
Fraud	0	0	6	11
Fugitive	1	0	7	3
Interference with Police Officer	0	0	3	3
Juvenile Delinquency	0	0	19	8
Kidnapping	0	0	0	0
Lewdness	0	3	0	13
Murder	0	0	1	0
Narcotics	8	2	129	124
Possession of Burglary Tools	0	0	0	1
Receiving Stolen Property	5	2	38	20
Resisting Arrest	1	0	12	10
Robbery	0	5	3	12
Sexual Assault	0	0	1	1
Sexual Contact	1	0	1	0
Theft	3	4	95	25
Use of Stolen Credit Card	0	0	0	2
Violation of Probation	0	0	0	1
Weapons Violation	1	6	14	29
Other Arrests	8	3	57	53
<b>Total Investigations</b>	44	38	467	379
Domestic Violence	3	1	23	13
Recovered Stolen Vehicles	3	2	39	34
Value of Recovered Stolen Vehicles	\$30,000	\$95,000	\$1,427,200	\$832,752
Value of Recovered Stolen Property	\$0	\$0	\$600	\$51,650
Value of Recovered Property	\$0	\$0	\$2,100	\$30,000
Value of Recovered Narcotics	\$4,525	\$80	\$79,245	\$36,038

MK/jj

Approved for Consideration:

  
**James D. Carone**  
 Executive Director

Respectfully submitted,

  
 Major Michael Krzyzkowski  
 Troop D Commander

**New Jersey Turnpike Authority  
Financial Summary  
For the Nine Months Ended September 30, 2023**

	YTD Actual January - September	YTD Amended Budget January - September	Estimated/Actual 2023
<b>Total Revenue</b>	\$ 1,925,233,000	\$ 1,861,360,000	\$ 2,548,600,000
<b>Operating Expenses</b>	464,479,000	537,128,000	660,200,000
<b>Net Revenue</b>	\$ 1,460,754,000	\$ 1,324,232,000	\$ 1,888,400,000
<b>Debt Service Requirements - Net</b>	655,723,000	654,869,000	875,100,000
<b>Maintenance Reserve Fund</b>	172,500,000	172,500,000	230,000,000
<b>Special Reserve Fund</b>	38,625,000	38,625,000	51,500,000
<b>Debt Service Coverage</b>	2.23	2.02	2.16
<b>Total Requirements Coverage</b>	1.69	1.53	1.63

The following un-audited results are for the nine months ended September 30, 2023.<sup>1</sup> Based upon these results, revenues will be sufficient to satisfy the requirements of the Authority's Bond Resolution. For the twelve months ending December 31, 2023, the Authority is budgeted to have a debt service coverage ratio of 2.16 and a total requirements coverage ratio of 1.63.

The Authority's total revenue for the nine months ended September 30, 2023, was \$1,925,233,000, which is \$63,873,000, or 3.4%, above the 2023 year-to-date budget. Toll revenue was \$1,656,604,000, which is \$10,504,000, or 0.6%, more than the 2023 year-to-date budget. Toll revenue is greater than budget primarily due to milder-than-expected winter weather. Gas prices averaged \$0.57/gallon lower in 2023 compared to the same period in 2022, however, when compared to August 2023, gas prices in September decreased \$0.04/gallon. Investment income was \$21,674,000, or 72.3%, above budget due to both an increase in interest rates above the rates that were budgeted and higher invested balances. E-ZPass fees were \$20,793,000, or 23.1% above the budget due to conservative budgeting in 2023. Miscellaneous revenue was \$8,242,000 or 64.4% above budget primarily due to a myriad of one-time recovery payments. Specifically, the Authority received \$2,800,000 in insurance recoveries for the Delaware River Turnpike Bridge and damage to the Exit 7 bridge overpass, as well as \$2,300,000 from FEMA for COVID-19 Costs, Hurricane Ida, and Hurricane Sandy.

For the nine months that ended September 30, 2023, traffic on the New Jersey Turnpike increased 2.6% and toll revenue increased 2.6% compared to the same period in 2022. The increase in traffic is primarily due to mild winter weather, overall lower gas prices, and normal growth. Toll revenue increased primarily due to the increase in traffic as well as the 3% annual toll rate indexing which went into effect on January 1, 2023. In addition, traffic and revenue also increased due to more travel during the New Year's Day, Martin Luther King Day holidays, as well as the Memorial Day and Labor Day weekend holidays, compared to the same periods as last year. Slightly offsetting these increases is the recent decline in commercial traffic, which can be partly attributed to the decrease in cargo volumes at the ports and the normalization of commercial traffic volumes following the record highs during the COVID-19 pandemic. The 2023 traffic and toll revenue budgets are based on the Authority's traffic engineering consultant's (CDM Smith) Draw Down Letter dated July 22, 2022, updating the September 21, 2018, Toll Revenue Forecast. CDM Smith projected a 1.6% increase in traffic and a 2.2% increase in revenue as compared to the prior year. The actual results for the nine months ended September 30, 2023, were above CDM's projections. When compared to the same period in 2019, pre-pandemic, traffic is down 3.6% but revenue is up 39.4% for the same period. Traffic has recovered to 96.4% of pre-pandemic levels. Through September 2023, the E-ZPass usage rate on the New Jersey Turnpike was 92.3%, an increase from 91.3% for the same period in 2022.

For the nine months ended September 30, 2023, toll transactions on the Garden State Parkway increased 3.4% and revenue increased 7.1% when compared to the same period in 2022. The increase in toll transactions is primarily due to less severe winter weather, lower gas prices compared to last year, and normal growth, while toll revenue increased mainly due to the increase in toll transactions as well as the 3% annual toll rate indexing. Increased travel during the New Year's Day, Martin Luther King Day, and Easter holidays, as well as the Memorial Day and Labor Day weekend holidays as compared to last year also positively impacted results. The actual results for the nine months ended September 30, 2023, were above the budget which was based on CDM Smith's projection of a 1.8% increase in toll transactions and a 5.7% increase in toll revenue. When compared to the same period in 2019, pre-pandemic, traffic is down 4.0% and revenue is up 29.1%. Traffic has recovered to 96.0% of pre-pandemic levels. Through September 2023, the E-ZPass usage rate on the Garden State Parkway was 90.5%, an increase from 89.6% for the same period in 2022.

Operating expenses for the nine months ended September 30, 2023, were approximately \$463,146,000, which is \$72,649,000, or 13.5% below the year-to-date budget. The Authority's operating expenses through September were below budget primarily due to lower than budgeted snow/severe weather costs, salaries because of existing vacancies, and health benefits costs due to Authority medical plan changes, as well as higher rebates due to prescription plan formulary changes. These factors were partially offset by higher-than-budgeted State Police costs due to contractual increases in fringe benefit costs that exceeded budgeted increases, as well as higher-than-budgeted insurance costs due to settled claims and outside counsel fees. The Authority spent a total of \$7,622,000 for snow and severe weather costs in 2023, solely from the operating expense budget. All snow and severe weather costs are considered operating expenses and paid from the Revenue Fund, except for declared state of emergency events, which are charged to the General Reserve

<sup>1</sup> These are un-audited results. Amounts and categories of revenue and expenses may change when audited.

**Financial Summary  
For the Nine Months Ended September 30, 2023**

Fund. New Jersey had no declared state of emergency snow events so far in 2023. When excluding snow/severe weather costs and its budget, operating expenses for the nine months are 92.0% of the year-to-date budget.

Debt Service includes interest and principal payments on the Authority's outstanding bonds and is funded primarily through revenue and to a much lesser extent bond proceeds (capitalized interest). For the nine months ended September 30, 2023, Debt Service totaled \$655,723,000 which was \$38,865,000 or 5.1% below budget as the 2023 budget assumed a \$1.0 billion new money bond issuance in January 2023 which to date has not been required. Debt service through September included \$442,598,000 in interest payments and \$239,156,000 in principal payments. Net debt service (funded from revenue, net of capitalized interest) was \$655,723,000 for the nine months and was \$854,000 or 0.1% above budget. Net Debt Service is slightly above budget due to the 2022C bond refunding which occurred after the budget was approved and resulted in slightly higher principal payments. The 2023 annual debt service budget includes approximately \$873,200,000 of debt service funded from revenue (net debt service), and the remaining \$85,000,000 of debt service funded from bond proceeds (capitalized interest), for a total debt service budget of \$958,200,000.

The General Reserve Fund includes all contractual payments subordinate to bondholders and expenditures for any other corporate purpose. The General Reserve Fund spending totaled \$585,929,000 for the nine months ended September 30, 2023, which was \$13,651,000 or 2.3% below budget. Spending consisted primarily of \$489,237,000 for the 2021 State Public Transportation Projects Funding Agreement, \$16,500,000 for the Transportation Trust Fund, and \$15,000,000 for the 2023 State Public Transportation Projects Funding Agreement. Also included are \$48,490,000 in transfers to the Supplemental Capital program in the Construction Fund. General Reserve is below budget mainly because there was no spending on state of emergency snow/severe weather events.

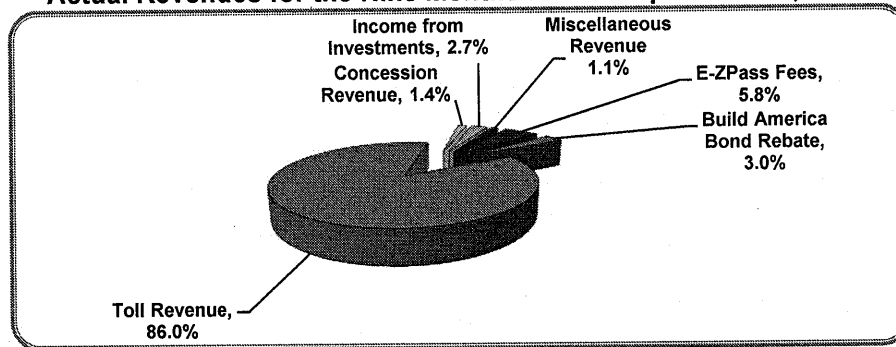
The Capital Budget, which is funded by revenue, consists of the Maintenance Reserve Fund, Special Project Reserve Fund, and the Supplemental Capital Program. For the nine months ended September 30, 2023, total expenditures were approximately \$197,497,000, which was 62.6% of the year-to-date spending budget. Expenditures included \$25,395,000 for Service Area Renovations, \$20,142,000 for GSP Resurfacing MP 41.7 to 63.4 NB & SB Roadways, and \$18,081,000 for TPK Resurfacing MP 35.5 to 48.5 NB & SB Roadways - Section 4. In addition to these expenditures, there are open contracts and commitments totaling approximately \$247,413,000.

The Construction Fund, which is funded from bond proceeds, consists of the 2023-2027 Capital Improvement Program, the 2019 Capital Improvement Program, and the 2008 \$7 Billion Capital Improvement Program. For the nine months ended September 30, 2023, total expenditures were approximately \$358,155,000, which was 65.4% of the year-to-date spending budget. Total expenditures included \$48,907,000 for Service Area Renovations, \$33,242,000 for GSP 128 AB 154.2N & TPK 90-91.37 and 84.24N&S, \$29,876,000 for TPK Bridge Rehabilitation W107.87, E107.88, and \$22,582,000 for GSP Shoulder Widening Reconstruction MP 30-35. In addition to these expenditures, there are open contracts and commitments totaling approximately \$887,268,000.

**Comparison of Budgeted Revenues to Actual Revenues  
For the Nine Months Ended September 30, 2023**

	<b>Budgeted</b>	<b>Unaudited Actual</b>
<b><i>Toll Revenue</i></b>	\$ 1,646,100,000	\$ 1,656,604,000
<b><i>Concession Revenue</i></b>	24,700,000	27,362,000
<b><i>Income from Investments</i></b>	30,000,000	51,674,000
<b><i>Miscellaneous Revenue</i></b>	12,800,000	21,042,000
<b><i>Build America Bond Subsidy</i></b>	57,760,000	57,758,000
<b><i>E-ZPass Fees</i></b>	90,000,000	110,793,000
<b><i>Total Revenues</i></b>	<b>\$ 1,861,360,000</b>	<b>\$1,925,233,000</b>

**Actual Revenues for the Nine Months Ended September 30, 2023**



For the nine months ended September 30, 2023, total revenue was \$1,925,052,000, which was 3.4%, or \$63,873,000 above the 2023 Budget. Total revenue was above budget mainly due to toll revenue exceeding budget from unusually mild winter weather and the continued increase in travel.

Toll revenue for the period was \$1,656,604,000 which was 0.6%, or \$10,504,000 greater than the 2023 Budget amount. Toll revenue was \$5,312,000, or 0.4% higher than the 2023 Budget amount on the New Jersey Turnpike, and \$5,192,000, or 1.2% higher than the 2023 Budget amount on the Garden State Parkway. Toll revenue was above budget primarily due to milder-than-expected winter weather and lower gas prices.

Concession revenue consists of revenues generated through the sale of food, gasoline, and convenience store items at the service areas located along both roadways. Concession revenue was \$27,362,000 which was \$2,662,000 or 10.8% above the 2023 Budget. Revenue was above budget due to the increase in food and convenience store sales, which was offset by a 2% decrease in fuel sales. On the Turnpike, food sales increased 19.3%, fuel sales decreased 3.4% and convenience store sales increased by 11.7% compared to last year. On the Garden State Parkway, food sales increased by 20.7%, fuel sales decreased by 0.6%, and convenience store sales increased by 8.2% compared to the same period in 2022. The increase in food and convenience store sales on the Turnpike is primarily due to the re-opening of the Molly Pitcher and Woodrow Wilson Service Areas which were still closed for renovation in the first and second quarter of 2022, the mild winter, and the rebranding of food options, while the decrease in fuel sales is mainly due to the closure of the Joyce Kilmer, Walt Whitman and James Fenimore Cooper Service Areas for renovations, which have since reopened as of August and September 2023. The fuel service station at the Walt Whitman Service Area remains closed. On the Parkway, the increase in food and convenience store sales is due to the mild winter and increased travel, while fuel sales decreased due partly to the closure of the Vauxhall and Brookdale South Service Areas for renovations, which have since reopened as of July and August 2023, respectively. Currently, the John Fenwick Service Area is closed for renovations.

Investment earnings consist of income from invested operating revenues and reserve funds. Investment income was \$51,674,000, which was \$21,674,000 or 72.3% higher than the 2023 Budget. Income from investments was above budget due to an increase in interest rates over the budgeted rates and higher invested balances. While the budget projected an increase in short-term interest rates, the projection was for a lesser increase compared to the actual increase in rates. The Federal Reserve continues raising the fed funds rate in response to inflation.

Miscellaneous revenue includes fees for cell tower rentals, towing, fiber optic leases, park and ride commissions, property rentals, the Arts Center, and other items. Revenue for the period was \$21,042,000 which was \$8,242,000 or 64.4% higher than the 2023 Budget. Miscellaneous revenue was above the 2023 Budget levels due to \$2,800,000 in insurance recoveries for the Delaware River Turnpike Bridge and damage to the Exit 7 bridge overpass, approximately \$2,300,000 in FEMA recoveries for COVID-19 (Ongoing), Hurricane Ida (2021) and Hurricane Sandy (2012), \$2,000,000 in Arts Center rent for 2022 PNC variable rent payment, \$500,000 in surplus property sales, and additional cell tower billings for prior years.

The Build America Bond Subsidy is a direct payment from the U.S. Treasury to the Authority equaling about 35% of the interest payable on the Series 2009F and the Series 2010A Bonds for Federal Fiscal Year 2023 which began in October 2022. The subsidy due was \$57,758,000, which is \$2,000 below the 2023 Budget due to rounding.

E-ZPass fees consist of monthly membership fees, transponder sales, return check fees, administrative fees, interest on prepaid accounts, and monthly statement fees. Revenue of \$110,793,000 was above budget due primarily to an increase in administrative fees and interest income, as well as an increase in monthly membership fees as more accounts have been opened, with all increases exceeding the increases that were budgeted.

**New Jersey Turnpike  
Traffic & Revenue Comparison  
For the Month of September 2023<sup>(1)</sup>**

**Traffic**

	September-23	September-22	% Change
Passenger Vehicles	18,485,000	18,420,000	0.4%
Commercial Vehicles	2,911,000	3,202,000	-9.1%
Overall	21,396,000	21,622,000	-1.0%

**Revenue**

	September-23	September-22	% Change
Passenger Vehicles	\$ 90,816,000	\$ 89,132,000	1.9%
Commercial Vehicles	\$ 44,234,000	\$ 47,009,000	-5.9%
Overall	\$ 135,050,000	\$ 136,141,000	-0.8%

(1) Includes unaudited data for the month.

For the month of September 2023, traffic on the New Jersey Turnpike decreased 1.0% and toll revenue decreased 0.8% when compared to the same period in 2022. The overall slight decrease in toll transactions and toll revenue can be attributed to the decrease in commercial traffic. The decline in commercial traffic and toll revenue, was due in part to the month of September 2023 having one extra weekend day compared to September 2022, which had a negative impact on results, as weekend days have lower overall and commercial traffic than weekdays. In addition, the flooding that occurred in September due to a heavy rainstorm affected both commercial and passenger car traffic. These results are slightly below CDM's projections of no change in traffic and a decrease of 0.6% in toll revenue for the month of September 2023, mainly due to the greater impact of the recent decline in commercial traffic and the rainstorm mentioned above.

**For the Nine Months Ended September 30, 2023<sup>(1)</sup>**

**Traffic**

	September-23	September-22	% Change
Passenger Vehicles	166,516,000	160,515,000	3.7%
Commercial Vehicles	26,826,000	27,889,000	-3.8%
Overall	193,342,000	188,404,000	2.6%

**Revenue**

	September-23	September-22	% Change
Passenger Vehicles	\$ 826,642,000	\$ 786,472,000	5.1%
Commercial Vehicles	402,470,000	411,684,000	-2.2%
YTD Toll Revenue	\$ 1,229,112,000	\$ 1,198,156,000	2.6%

(1) Includes unaudited data for the month.

For the nine months ended September 30, 2023, traffic and toll revenue increased 2.6% when compared to the same period in 2022. Toll revenue has exceeded projections as traffic has exceeded projections. Traffic and revenue also increased due to more travel during the January 2023 New Year's Day, and Martin Luther King Day holidays, as well as the Memorial Day and Labor Day weekend holidays compared to the same periods as last year. The decline in commercial traffic and toll revenue can be attributed in part to the decrease in cargo volumes reported by the area ports. Electronic toll collection remains popular and overall usage rates continue to be strong. Results were above the 2023 Budget which was based on CDM Smith's projections of a 1.6% increase in traffic and a 2.2% increase in revenue, as passenger vehicle traffic has continued to be stronger than projected. For the nine months ended September 30, 2023, the E-ZPass usage rate for passenger cars was 91.5%, and 97.1% for commercial vehicles. This resulted in an overall E-ZPass usage rate of 92.3%. The E-ZPass usage rate remains one of the highest in the region reflecting acceptance among commuters and frequent travelers of the E-ZPass brand and the convenience provided to the users throughout the Northeast.

## Garden State Parkway Traffic & Revenue Comparison

For the Month of September 2023<sup>(1)</sup>

<b><u>Traffic</u></b>			
	<u>September-23</u>	<u>September-22</u>	<u>% Change</u>
Passenger Vehicles	30,269,000	30,753,000	-1.6%
Commercial Vehicles	544,000	602,000	-9.6%
Overall	30,813,000	31,355,000	-1.7%

<b><u>Revenue</u></b>			
	<u>September-23</u>	<u>September-22</u>	<u>% Change</u>
Passenger Vehicles	\$ 44,899,000	\$ 44,225,000	1.5%
Commercial Vehicles	2,001,000	2,176,000	-8.0%
Overall	\$ 46,900,000	\$ 46,401,000	1.1%

(1) Includes unaudited data for the month.

For the month of September 2023, toll transactions on the Garden State Parkway decreased by 1.7% and toll revenue increased by 1.1% when compared to September 2022. The overall decrease in toll transactions can be partially attributed to the flooding that occurred in September, as well as September 2023 having an extra weekday compared to September 2022, which negatively impacted results. The increase in toll revenue is attributed to the 3% annual toll rate indexing effective January 1, 2023. The results were below CDM's projections of a 0.6% decrease in traffic and a 2.7% increase in toll revenue for September 2023.

For the Nine Months Ended September 30, 2023<sup>(1)</sup>

<b><u>Traffic</u></b>			
	<u>September-23</u>	<u>September-22</u>	<u>% Change</u>
Passenger Vehicles	276,818,000	267,742,000	3.4%
Commercial Vehicles	4,750,000	4,659,000	2.0%
Overall	281,568,000	272,401,000	3.4%

<b><u>Revenue</u></b>			
	<u>September-23</u>	<u>September-22</u>	<u>% Change</u>
Passenger Vehicles	\$ 410,290,000	\$ 382,863,000	7.2%
Commercial Vehicles	17,202,000	16,421,000	4.8%
YTD Toll Revenue	\$ 427,492,000	\$ 399,284,000	7.1%

(1) Includes unaudited data for the month.

For the nine months ended September 30, 2023, toll transactions on the Garden State Parkway increased 3.4% and toll revenue increased 7.1% when compared to the same period in 2022. Toll transactions increased due to the mild winter weather, as well as increased travel during the New Year's Day, Martin Luther King, Easter holidays, as well as the Memorial Day and Labor Day weekend holidays as compared to last year. However, toll revenue increased due not only to the increase in toll transactions but also due to the 3% annual toll rate indexing effective January 1, 2023. Results exceeded the 2023 Budget which was based on CDM Smith's projections of a 1.8% increase in toll transactions and a 5.7% increase in toll revenue, due in part to the overall decrease in gas prices in 2023 which has positively affected discretionary travel. E-ZPass remains popular on the Garden State Parkway as electronic toll collection continues to increase. For the nine months ended September 30, 2023, the total E-ZPass usage rate was 90.5%. The E-ZPass usage rate for passenger cars was 90.5%, and 95.4% for commercial vehicles.

**Operating Expenses**  
**For the Nine Months Ended September 30, 2023**

	<b>2023 Amended Annual Budget</b>	<b>2023 Amended YTD Budget</b>	<b>2023 YTD Actual</b>
<b><u>Maintenance of roadway, buildings &amp; equipment</u></b>			
Maintenance	\$ 266,914,000	\$ 207,116,000	\$ 155,805,000
Engineering	\$ 31,474,000	\$ 21,556,000	\$ 14,469,000
<b>Total Maintenance</b>	<b>\$ 298,388,000</b>	<b>\$ 228,672,000</b>	<b>\$ 170,274,000</b>
<b><u>Toll Collection</u></b>			
Toll Collection	204,877,000	151,754,000	144,818,000
<b><u>State Police &amp; Traffic Control</u></b>			
State Police	108,457,000	78,390,000	80,610,000
Operations	18,446,000	13,762,000	12,447,000
<b>Total State Police and Traffic Control</b>	<b>126,903,000</b>	<b>92,152,000</b>	<b>93,057,000</b>
<b><u>Technology</u></b>			
Information Technology Services	28,780,000	21,106,000	18,520,000
<b><u>General &amp; Administrative</u></b>			
Executive Office	2,100,000	1,568,000	1,333,000
Law	15,400,000	11,305,000	11,389,000
Purchasing & Materials Management	9,533,000	7,065,000	5,378,000
Human Resources & Office Services	7,784,000	5,338,000	4,108,000
Finance	17,011,000	13,057,000	11,103,000
Patron & Customer Services	1,769,000	1,317,000	1,089,000
Internal Audit	6,313,000	3,794,000	3,410,000
<b>Total General and Administrative</b>	<b>59,910,000</b>	<b>43,444,000</b>	<b>37,810,000</b>
<b>TOTAL OPERATING</b>	<b>\$ 718,858,000</b>	<b>\$ 537,128,000</b>	<b>\$ 464,479,000</b>

For the nine months ended September 30, 2023, operating expenses were approximately \$464,479,000, which was 64.6% of the annual budget and 86.5% of the year-to-date budget. Operating expenses through September 2023 were under budget primarily due to lower than-budgeted snow/severe weather costs of approximately \$32,000,000, salaries of approximately \$13,000,000 due to existing vacancies, and health benefits costs of about \$8,000,000. These under-budget expenses were partially offset by higher-than-budgeted State Police costs of about \$1,000,000. When excluding the actual and budgeted snow and severe weather costs, the remaining operating expenses are about 92.0% of their year-to-date budget.

**Debt Service**

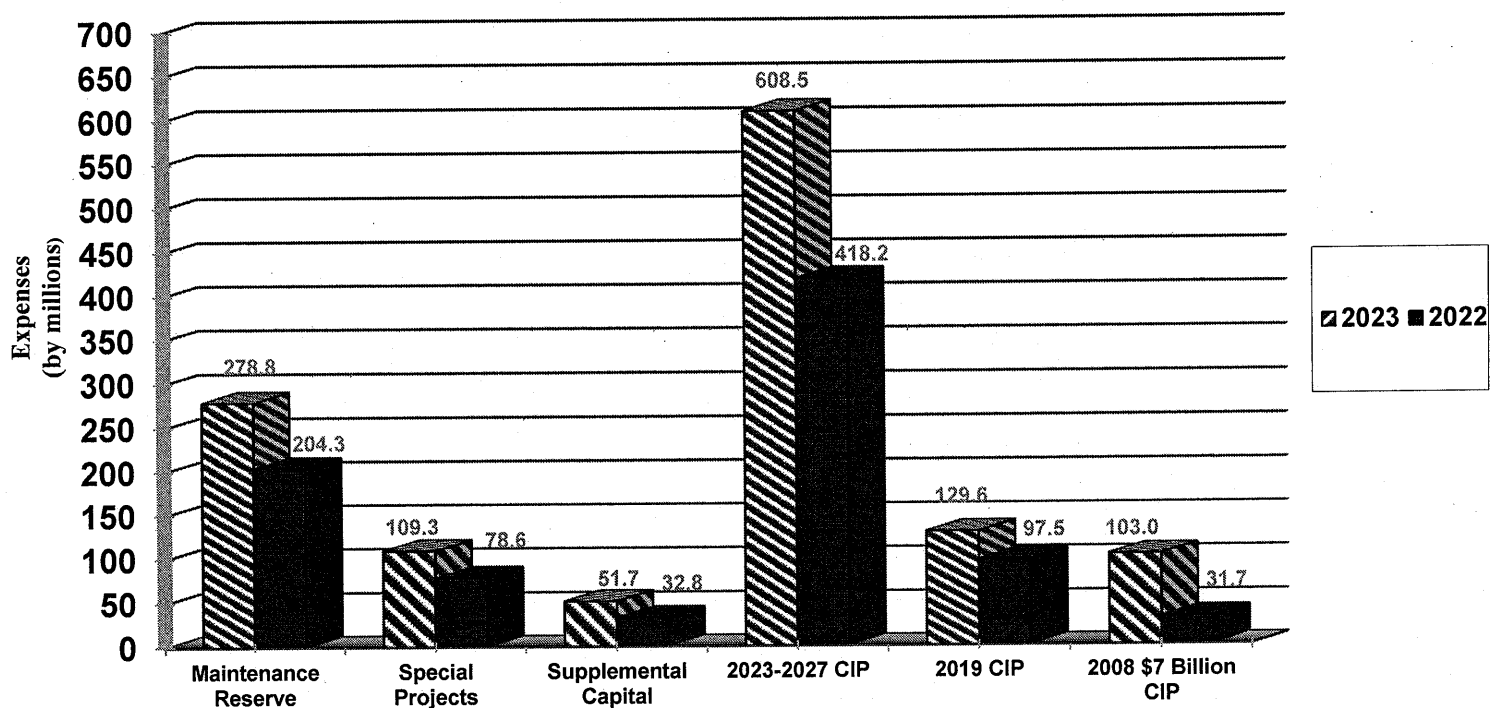
Debt Service includes interest and principal payments on the Authority's outstanding bonds. For the nine months ended September 30, 2023, Debt Service totaled \$655,723,000 and included \$442,598,000 in interest payments and \$239,156,000 in principal payments. Debt Service is currently \$138,365,000 or 5.1% below budget partly because the budget assumed a \$1.0 billion new money bond issuance in January 2023 which has not been issued to date. Net debt service (funded from revenue, net of capitalized interest) was \$655,723,000 for the nine months and was \$854,000 or 0.1% above budget. Net Debt Service is slightly above budget due to the 2022C bond refunding which occurred after the budget was approved and resulted in slightly higher principal payments.

**General Reserve Fund**

The General Reserve Fund includes all contractual payments subordinate to bondholders and expenditures for any other corporate purpose. The General Reserve Fund spending totaled \$585,929,000 and consisted primarily of \$489,237,000 for the 2021 State Public Transportation Projects Funding Agreement, \$16,500,000 for the Transportation Trust Fund, and \$15,000,000 for the 2023 State Public Transportation Projects Funding Agreement. Also included are \$48,490,000 in transfers to the Supplemental Capital program in the Construction Fund. General Reserve spending was \$585,929,000 or 2.3% below budget partly due to no spending on extraordinary snow/severe weather events.

## Capital Spending Program Expenditures For the Nine Months Ended September 30, 2023

	<u>2023</u>	<u>2022</u>
Maintenance Reserve	\$ 278,793,000	\$ 204,324,000
Special Project Reserve	109,344,000	78,620,000
Supplemental Capital	51,678,000	32,761,000
Capital Budget Total	439,815,000	315,705,000
2023-2027 Capital Improvement Program	608,472,000	418,203,000
2019 Capital Improvement Program	129,645,000	97,528,000
2008 \$7 Billion Capital Improvement Program	103,001,000	31,684,000
Construction Fund Total	841,118,000	547,415,000
Total Spending	<u>\$ 1,280,933,000</u>	<u>\$ 863,120,000</u>



The Capital Budget currently includes the Maintenance Reserve Fund, the Special Project Reserve Fund, and the Supplemental Capital Program. Current or accumulated revenues are used to support these funds. The Maintenance Reserve Fund covers the routine upkeep of the Authority's roadways with projects that are directly related to the Turnpike System. These projects consist of major resurfacing, structural repairs, major bridge repairs, and painting. The Special Project Reserve Fund covers non-routine maintenance of the roadways and facilities. These projects consist of, but are not limited to, improving the Authority's facilities, fleet, and technology platform. The Supplemental Capital Program generally covers roadway and facilities improvements, as well as major technology initiatives. For the nine months ended September 30, 2023, total expenditures from the Capital Budget were approximately \$197,497,000, which was 62.6% of the year-to-date spending budget. Expenditures included \$25,395,000 for Service Area Renovations, \$20,142,000 for GSP Resurfacing MP 41.7 to 63.4 NB & SB Roadways, and \$18,081,000 for TPK Resurfacing MP 35.5 to 48.5 NB & SB Roadways - Section 4. In addition to these expenditures, there are open contracts and commitments totaling approximately \$247,413,000.

The Construction Fund, which is funded by bond proceeds, consists of the 2023-2027 Capital Improvement Program, the 2019 Capital Improvement Program, and the 2008 \$7 Billion Capital Improvement Program. For the nine months ended September 30, 2023, total expenditures were approximately \$358,155,000, which was 65.4% of the year-to-date spending budget. Expenditures included \$48,907,000 for Service Area Renovations, \$33,242,000 for GSP 128 AB 154.2N & TPK 90-91.37 and 84.24N&S, \$29,876,000 for TPK Bridge Rehabilitation W107.87, E107.88, and \$22,582,000 for GSP Shoulder Widening Reconstruction MP 30-35. In addition to these expenditures, there are open contracts and commitments totaling approximately \$887,268,000.



# New Jersey Turnpike Authority

## MEMORANDUM

MEMORANDUM TO: Diane Gutierrez-Scaccetti, Chair  
Ulises E. Diaz, Vice Chairman  
Michael R. DuPont, Treasurer  
Ronald Gravino, Commissioner  
John D. Minella, Commissioner  
Raphael Salermo, Commissioner  
Francisco Maldonado, Commissioner

SUBJECT: Authorization to Adopt the 2024 Annual Budget

DATE: October 24, 2023

---

Attached for your consideration is the 2024 Annual Budget, which includes the Authority's 2024 budgets for Revenue, Operating Expenses, Debt Service, Debt Reserve, and General Reserve. In addition, the 2024 Annual Budget consists of the Authority's Capital Spending Program, presented on a rolling five-year basis. The Authority has established a rolling five-year program for all capital projects regardless of funding source for more meaningful, high-level reporting and management of revenue and bond funding. The Authority's Capital Spending Program consists of projects for both the revenue-funded and the bond-funded capital programs. The revenue-funded program includes i) Maintenance Reserve, ii) Special Project Reserve, and iii) Supplemental Capital Program. The bond-funded programs include – i) 2024-2028 Capital Improvement Program (2024-2028 CIP), which is derived from the 2020 Long-Range Capital Plan, ii) 2019 Capital Improvement Program (2019 CIP), and iii) 2008 \$7 Billion Capital Improvement Program (2008 \$7 Billion CIP).

The 2024 Annual Budget has been prepared consistent with the Authority's Strategic Plan and mission. This mission is to prudently manage the finances and operations of the Authority to provide our customers with a safe, efficient, innovative, and resilient toll road system that facilitates mobility in New Jersey and the Northeast United States. The budget has been prepared with consideration of the pressures on traffic and costs caused by the challenging economic environment. While inflation has moderated to about 4% as compared to last year when it was 8%, it still remains above the Federal Reserve Bank's target and continued interest rate hikes are expected. Cargo volumes at the area ports have recently declined and gasoline prices remain high. Despite these pressures, the Authority's financial and operational resiliency allows for a 2024 Annual Budget which provides enough funding to meet the Authority's goals as it operates two of the busiest toll roads in the United States - the New Jersey Turnpike (the "Turnpike") and Garden State Parkway (the "Parkway"). The Authority continues to focus on the state of good repair, which is the goal to maintain and improve any aging assets at leading practice standards, as well as the financial and operational needs of a system that includes more than 4,400 lane miles, 1,100 bridges, 130 interchanges, and 600 tolling locations.

Authorization to Adopt the 2024 Annual Budget

October 24, 2023

Page 2 of 6

The proposed 2024 Annual Budget accomplishes the following:

- (1) Includes \$2.6 billion in budgeted total revenue, which includes toll rate indexing of 3% on January 1, 2024.
- (2) Provides enough funding for operating expenses budgeted at approximately \$756.4 million. The budget includes 2,214 authorized full-time positions for 2024. The drivers impacting the operating expense budget can be put into four main categories: inflation, contractual, safety and growth.
- (3) Provides \$1.0 billion for debt service payments and includes a potential \$1.0 billion new money bond issuance in 2024. The new money bond issuance will fund the various ongoing Capital Improvement Programs.
- (4) Provides \$45.8 million in additional funding to the Debt Reserve Fund based on assumed increased debt reserve requirements.
- (5) Provides nearly \$1.3 billion for spending on capital projects in 2024, including almost \$568.4 million of spending for revenue-funded Capital Budget projects (Maintenance Reserve, Special Project Reserve, and Supplemental Capital Program) and approximately \$720.6 million of spending on bond-funded Construction Fund projects (included in 2024-2028 CIP, 2019 CIP, and 2008 \$7 Billion CIP). This spending includes state of good repair projects, as well as planned safety, mobility and capacity enhancements. In addition, nearly \$1.0 billion in Construction Contracts and Orders for Professional Services are planned to be awarded in 2024.
- (6) Maintains a minimum unencumbered General Reserve Fund balance of more than 10% of budgeted total annual revenue (about \$257.8 million as of 12/31/24) as required by Board policy. This balance is after all contractual obligations to the state, as well as all other financial obligations that are paid for by the General Reserve, are made and
- (7) Meets General Bond Resolution financial covenant and Board adopted financial targets. The debt service coverage ratio is projected to be 1.97 times in 2024, with a total requirements ratio of 1.49 times.

The 2024 budget for Revenue is about \$2.6 billion, which is a \$94.4 million, or 3.8%, increase from the 2023 budget. The budget includes a projected increase in toll revenue of 2.7% on the Turnpike and 4.4% on the Parkway, or a combined 3.1% compared to the 2023 budget. The toll revenue growth assumes toll rate indexing at 3% effective 1/1/2024 and normal traffic growth. The 2024 budget for toll revenue was provided by the Authority's traffic consultant, CDM Smith, in the July 2023 Traffic and Toll Revenue Forecast Study. Interest income is budgeted to increase by \$19.6 million or 48.5% compared to the 2023 budget, as interest rates used for the 2024 budget are adjusted to reflect current short-term interest rates and higher invested balances.

Authorization to Adopt the 2024 Annual Budget

October 24, 2023

Page 3 of 6

The proposed 2024 budget for Operating Expenses of about \$756.4 million represents a \$37.5 million, or 5.2%, increase as compared to the 2023 amended budget. The increase includes four key cost factors as follows: (1) Inflation and global supply chain - \$11.3 million, or 30%, of total budgeted increase; (2) Contractual - \$10.7 million, or 28% of total budgeted increase; (3) Safety - \$8.8 million, or 24% of total budgeted increase and (4) Growth - \$4.6 million, or 12%, of total budgeted increase.

The five key factors noted above are affecting costs primarily in five areas, with significant increases totaling \$28.9 million, or 77% of the total budgeted increase:

- Salaries are budgeted to increase by approximately \$9.5 million due to assumed contractual increases and the addition of 44 new authorized positions for 2024, primarily in Maintenance and Engineering.
- Consulting and Other Professional Services are budgeted to increase by approximately \$7.4 million, due to both growth and inflation which include new consulting service tasks, along with the operation of the New Jersey E-ZPass Customer Service Center.
- Insurance is budgeted to increase by approximately \$5.5 million primarily due to increased Bridge and Property insurance costs resulting from an uptick in global catastrophic incidents, the number of recent claims and an increase in insured asset values. Cyber insurance also contributes to the increase.
- State Police Services are budgeted to increase by approximately \$4.1 million which includes salaries for a budgeted 408 troopers at a contractual salary increase of 2.75%.
- Roadway Maintenance is budgeted to increase by approximately \$2.4 million primarily for annual preventative maintenance inspections and minor or emergency repairs on the roadways, including guide rail.

When adjusting for inflation and growth, the 2024 budget for Operating Expenses is only increasing by a modest 2.7%. Of note, Health Benefits are budgeted to decline by almost \$4.0 million despite continued medical inflation due to savings from plan design and prescription formulary changes.

The 2024 Annual Budget also includes Debt Service which is budgeted at \$1.0 billion and includes both principal and interest payments on Turnpike Revenue Bonds. The 2024 budget is an increase of about \$74.1 million compared to 2023, primarily due to scheduled increases in principle payments on existing debt. The 2024 budget provides for a full year of interest payments on the assumed \$1.0 billion new money issuance in 2024 to fund the Authority's various Capital Improvement Programs. The budget assumes that out of the total \$1.0 billion in debt service, \$922.5 million will be funded from net revenue, while \$109.7 million will be funded from bond proceeds (capitalized interest).

Authorization to Adopt the 2024 Annual Budget

October 24, 2023

Page 4 of 6

The 2024 Annual Budget includes the Debt Reserve which is budgeted to increase by \$45.8 million from the 2023 balance. The \$45.8 million represents the anticipated increase necessary to bring the total balance in the Debt Reserve to \$654.1 million and is required under the Bond Resolution based upon the assumed \$1.0 billion new money bond issuance.

The 2024 budget for General Reserve totals \$682.7 million and consists mainly of the Authority's contractual payments due in calendar 2024 under its various state agreements. These payments include \$517 million for the 2021 State Public Transportation Projects Funding Agreement (half of state fiscal year 2024 payment of \$465.0 million and half of state fiscal year 2024 payment of \$480.0 million) as well as for the Transportation Trust Fund, Feeder Road and Gateway Development Corporation obligations. The 2024 budget is decreasing by about \$77.2 million primarily due to the contractual reduction in the 2021 State Public Transportation Projects Funding Agreement.

The Authority's Capital Spending Program is also part of the 2024 Annual Budget and is presented on a rolling five-year basis, with a spending plan included for the years 2024-2028. The Capital Spending Program includes both revenue funded as well as bond funded projects.

The rolling five-year Capital Spending Program anticipates \$8.1 billion to be spent during 2024-2028, or an average of about \$1.6 billion/year. Approximately 26.2%, or \$2.1 billion, will be funded from revenue, leaving 73.8%, or \$6.0 billion, to be funded by bond proceeds. Of the total \$8.1 billion to be spent, 29.1% is budgeted to be spent on Capacity Enhancements on both roadways, while 25.1% is for Bridge Construction, Preservation and Security. These, along with 14.0% budgeted for Pavement Resurfacing and Other Roadway Improvements, combine for 68.3% of the budgeted spending over the five-year period.

The revenue funded capital projects are referred to as the Capital Budget. Capital Budget projects included in the 2024 rolling five-year Capital Spending Program focus on resurfacing of the roadways, bridge repairs, roadway and technology improvements, fleet replacement and facility upgrades. These projects are funded by net revenue transfers into the Maintenance Reserve Fund, Special Project Reserve Fund, and into the revenue funded account in the Construction Fund for Supplemental Capital Program projects. Average annual spending for these projects is about \$423.9 million/year.

The Maintenance Reserve Fund has a rolling five-year spending plan of \$1.4 billion, or an average of \$283.5 million/year, which primarily supports spending for the maintenance and resurfacing of roadway and bridges on the Turnpike and Parkway. All included projects have a combined spending budget for 2024 of about \$333.0 million, with the remainder planned to be spent in 2025-2028. The budgeted spending for 2024 is an increase of about \$54 million, or 19.5%, over the 2023 spending budget, mostly due to more spending on bridge repairs. Of note, in 2024 the Authority is budgeting for the resurfacing of approximately 405 lane miles, and 77 bridge deck repairs on both the roadways.

Authorization to Adopt the 2024 Annual Budget

October 24, 2023

Page 5 of 6

The Special Project Reserve Fund has a rolling five-year spending plan of \$367.5 million, or an average of \$73.5 million/year. The 2024 spending budget is about \$112.0 million with the remainder to be spent in 2025-2028. The budgeted spending for 2024 represents a \$2.6 million, or 2.4% increase over 2023 budgeted spending. The spending budget provides funding for the Authority's scheduled fleet replacement program and funds for facility improvements and technology improvements, among other necessary projects. Included in the 2024 spending budget are several facility projects including Turnpike Milepost 92 Pump House, the Turnpike 6S Wastewater Pre-treatment Plant and technology improvement projects such as CCure Hardware Refresh and Advanced Traffic Management System Replacement.

The Supplemental Capital Program has a rolling five-year spending plan of \$334.2 million, or an average of \$66.8 million/year. The 2024 spending budget is about \$123.3 million with the remainder to be spent in 2025-2028. The 2024 spending budget is increasing by about \$71.6 million compared to 2023, an increase of 138.6%, due to the continuation of the Service Area Rehabilitation Program within Supplemental Capital. The 2024 budget provides funding to complete Phase 5, which includes four service area locations, and begin Phase 6, which includes two.

The bond funded Construction Fund projects included in the rolling five-year plan focus on maintaining the existing infrastructure in a state of good repair, capacity enhancement projects and bridge rehabilitation and replacement projects. Construction Fund projects consist of those projects included in the 2024-2028 CIP, the 2019 CIP and the 2008 \$7 Billion CIP. Average annual spending over the five years for all bond-funded projects is about \$1.2 billion/year.

The 2024-2028 CIP, which is derived from the 2020 Long-Range Capital Plan approved in May 2020, has a rolling five-year spending plan of \$5.9 billion, or an average spending of approximately \$1.2 billion each year. This is an increase from 2023 - 2027 rolling five-year plan as 2028 is included now and is a high spend year on construction work based on current project plans including the Newark Bay-Hudson County Extension Bridge and Turnpike Interchanges 1 to 4 capacity enhancements. The 2024 spending budget is about \$646.0 million, which is an increase of \$37.6 million, or 6.2% as compared to the 2023 spending budget. Bridge Construction, Preservation, and Security is the most significant driver of the 2024 spending budget at 54.1% of total spending. Several projects that are already underway or expected to begin including Turnpike Bridge Replacements at mileposts W110.42 Sawmill Creek, W111.48 Berry's Creek, and W112.72B at Interchange 16W; the Interchange 17 Ramp Bridge Replacement; the Turnpike Bridge Rehabilitation at mileposts W107, E107, and 84 N & S; the Deck Rehabilitation of the Turnpike Westerly Bridges; and the Replacement of Turnpike Superstructure E111.15.

The 2019 CIP, approved in April 2019, has a rolling five-year spending plan of \$115.6 million, of which about \$106.5 million will be spent between 2024 and 2025. This program mainly includes the rehabilitation of the Passaic River Bridges. The 2024 spending budget is about \$70.4 million, which is a \$59.2 million, or 45.7% decrease from the 2023 spending budget, as projects near completion.

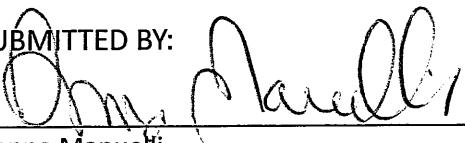
Authorization to Adopt the 2024 Annual Budget  
October 24, 2023  
Page 6 of 6

The 2008 \$7 Billion CIP, approved in December 2008, is nearing completion. The rolling five-year spending plan is \$4.2 million, which nearly all, to be spent in 2024 as the remaining projects are closed out.


In summary, the Authority's 2024 Annual Budget provides funding for the successful navigation of economic conditions including current and previous year's inflation levels which impact discretionary travel on the roads (fuel costs), purchases of operating and capital project goods and services, and borrowing costs. In addition, the 2024 Annual Budget addresses sustainability through adequate funding for the Authority's capital spending programs, with about \$1.0 billion in planned awards for capital projects. Finally, the 2024 Annual Budget demonstrates financial resiliency by exceeding all the bond financial covenants and the Authority's financial management principles and guidelines, after providing nearly \$1.0 billion for interest and principal payments on bonds and honoring all other contractual requirements. It is therefore recommended that the Authority adopt the attached 2024 Annual Budget. The Authority's General Consulting Engineer, HNTB, concurs with this recommendation.

Your approval of this recommendation is respectfully requested.


SUBMITTED BY:

  
Donna Manuelli  
Chief Financial Officer

APPROVED BY:

  
Ann Christine Monica  
Acting Director of Law

CERTIFIED FOR CONSIDERATION

  
James Carone  
Executive Director

# NEW JERSEY TURNPIKE AUTHORITY MEMORANDUM



**TO:** Diane Gutierrez-Scaccetti, *Chair*  
Ulises E. Díaz, *Vice Chair*  
Michael R. DuPont, *Treasurer*  
Ronald Gravino, *Commissioner*  
John D. Minella, *Commissioner*  
Raphael Salerno, *Commissioner*  
Francisco Maldonado, *Commissioner*

**RE:** Net Revenue Certification Under Turnpike Revenue Bond Resolution Section 713 (c)

**DATE:** October 10, 2023

Under the provisions of Section 713 (c) of the Turnpike Revenue Bond Resolution adopted by the Authority on August 20, 1991 as amended and supplemented (the "Resolution"), the Authority, on or before December 1 in each year, shall complete a review of its financial condition for the purpose of estimating whether the Net Revenues (as such term is defined in the Resolution) for such year and for the next succeeding year will be sufficient to comply with subsection (b) of Section 713 of the Resolution and shall by resolution make a determination with respect thereto. A copy of such resolution, certified by an Authorized Officer of the Authority, together with a certificate of such Authorized Officer setting forth a reasonably detailed statement of the actual and estimated receipts and the payments to be made therefrom for such year, shall be filed with the Trustees on or before December 20.

If it fails to meet the requirements of Section 713 (b) of the Resolution, the Authority shall have its Traffic Engineers conduct a study for the purpose of recommending a schedule of tolls which will provide the necessary revenues to meet the requirements.

The undersigned has completed the review of the financial condition of the Authority for the years 2023 and 2024. The Authority is now in a position to make the determination showing that the requirements of Section 713 (b) of the Resolution will be met in the years 2023 and 2024.

As the basis for your review, I have prepared the following schedules relative to the two years under review, 2023 and 2024, which accompany this memorandum.

## Schedule A

This schedule contains a Resolution which states that a review has been made of the Authority's financial condition for the purpose of estimating whether the tolls, revenues, fees, charges, rents and other income and receipts from the operation of the New Jersey Turnpike and the Garden State Parkway during 2023 and 2024, including investment income treated as revenues for each year, will be sufficient to provide all of the payments and meet all other requirements as specified in Section 713 (b) of the Resolution.

**Net Revenue Certification Under Turnpike Revenue Bond Resolution Section 713 (c)****October 10, 2023****Page 2 of 2**Schedules B and C

These schedules set forth calculations relative to 2023's revenue requirements. Specifically, the schedule provides actual revenue through September 30, 2023 and projected revenue for the balance of the year (October-December 2023).

Schedules E and F

These schedules set forth calculations relative to 2024's financial projections and estimated revenue provisions.

Schedules D and G


These schedules set forth figures to support the certification under Section 713(c) of the Resolution demonstrating that in each calendar year (2023 and 2024) "Net Revenues shall at least equal the Net Revenue Requirement for such year" as required by Section 713(b) of the Resolution. Under Section 101 of said Resolution, Net Revenues are defined as "... for any calendar year or other period of time, the Pledged Revenues during such year or period less the amounts of the Operating Expenses for such year or period." The Net Revenue Requirement means with respect to any period of time, "an amount equal to the greater of

- (i) The Sum of the Aggregate Debt Service, Maintenance Reserve Payments, Special Project Reserve Payments, and payments, if any, to the Charges Fund for such period


or

- (ii) 1.20 Times the Aggregate Debt Service for such period (excluding, for purposes of clause (ii) only, any payment due and payable by the Authority under a Qualified Swap upon an early termination thereof)."

Based upon a review of the financial condition of the Authority, it is estimated that Net Revenues (as such term is defined in the Resolution) for 2023 and 2024 will be sufficient to comply with Section 713 (b) of the Resolution.




Ann Christine Monica  
Acting Director of Law



Donna Manuelli  
Chief Financial Officer

CERTIFIED FOR CONSIDERATION:



James D. Carone  
Executive Director

## Schedule A

WHEREAS, the Authority, in accordance with subsection (c) of Section 713 of its Turnpike Revenue Bond Resolution adopted August 20, 1991 as amended and supplemented (the "Resolution"), has completed a review of its financial condition for the purpose of estimating whether the tolls, revenues, fees, charges, rents and other income and receipts from the operation of the New Jersey Turnpike and the Garden State Parkway during 2023 and 2024, including investment income treated as revenues for such year, will be sufficient to provide all of the payments and meet all other requirements as specified in subsection (b) of Section 713 of said Resolution.

NOW, THEREFORE, BE IT RESOLVED by the New Jersey Turnpike Authority as follows:

1. That it is determined based upon the review of the financial condition of the Authority as described in the recital hereof, the tolls, revenues, fees, charges, rents and other income and receipts from the operation of the New Jersey Turnpike and the Garden State Parkway during 2023 and 2024, including investment income treated as revenues for such year will be sufficient to comply with subsection (b) of Section 713 of the Resolution.
2. That a copy of this resolution certified by the Chief Financial Officer of the Authority, together with a certificate of said Chief Financial Officer setting forth a reasonably detailed statement of the actual and estimated receipts and payments to be made there from for 2023 and 2024 as shown in schedules which were utilized in said review, shall be filed in its entirety with The Bank of New York Mellon and U.S. Bank as Co-Trustees, under the Resolution, all in accordance with said Section 713 of said Resolution.

## Schedule B

## NEW JERSEY TURNPIKE AUTHORITY

Certificate Required Under Section 713

Turnpike Revenue Bond Resolution

Fiscal Year Ending December 31, 2023

Operating Expenses and Reserve (1)		\$ 664,900,000
Debt Service Requirements (2)		875,100,000
Maintenance Reserve Payments		230,000,000
Special Project Reserve Payments		<u>51,500,000</u>
Total Requirements		1,821,500,000
Deduct Revenue:		
Actual Revenue Provision -		
January - September 2023	\$ 1,925,200,000	
Estimated Revenue Provision		
October - December 2023		
(Estimate per Schedule C)	<u>623,400,000</u>	<u>2,548,600,000</u>
Revenue Less Requirements		<u>\$ 727,100,000</u>

## (2) Net Debt Service Requirement is as follows:

Series 2004 C-2 Debt Service Requirement	\$ 7,300,000
Series 2005 A-D Debt Service Requirement	20,100,000
Series 2009 F Debt Service Requirement	101,900,000
Series 2010 A Debt Service Requirement	131,400,000
Series 2012 A Debt Service Requirement	600,000
Series 2013 F Debt Service Requirement	400,000
Series 2014 A-C Debt Service Requirement	71,000,000
Series 2015 A-G Debt Service Requirement (3)(4)(5)	66,900,000
Series 2016 A-D Debt Service Requirement (3)(4)	25,300,000
Series 2017 A-G Debt Service Requirement (3)(4)	315,000,000
Series 2019 A Debt Service Requirement	20,500,000
Series 2020 A-D Debt Service Requirement (3)(4)	16,400,000
Series 2021 A-B Debt Service Requirement	85,300,000
Series 2022 A-C Debt Service Requirement	45,900,000
Series 2023 A Debt Service Requirement	1,800,000
Series 2023 New Money Debt Service Requirement (6)	<u>6,300,000</u>
Total Debt Service	<u>916,100,000</u>
Funded from Bond Proceed (capitalized interest)	(41,000,000)
Net Debt Service Funded from Revenue	<u>\$ 875,100,000</u>

- (1) Operating Expenses and Reserve includes the operating expenses of \$660,200,000 for the year, and the increase in the working capital reserve of \$4,700,000. The increase in working capital reserve brings the total amount of reserves in the Revenue Fund to 10% of the annual budgeted operating expenses as per section 504 (B) of the Bond Resolution.
- (2) Amount includes interest and principal payments.
- (3) Variable rate debt with an associated Interest Swap Agreement has interest included at the fixed swap rate.
- (4) Includes the fixed credit spread as interest expense.
- (5) Interest on the \$5,000,000 unhedged portion is calculated at the maximum rate of 12%.
- (6) Assumes New Money issuance in October 2023 of \$500M at 5% w/capitalized interest for first 3 years.

## Schedule C

## NEW JERSEY TURNPIKE AUTHORITY

Certificate Required Under Section 713

Turnpike Revenue Bond Resolution

Fiscal Year Ending December 31, 2023

Month	Toll Revenue	E-ZPass Fees	Build America Bonds Subsidy	Concession Revenue	Income from Investments	Miscellaneous (1)	Total Revenue
October	187,700,000	11,000,000	6,500,000	2,800,000	6,300,000	1,100,000	215,400,000
November	176,600,000	11,000,000	6,400,000	2,700,000	6,200,000	1,100,000	204,000,000
December	175,600,000	11,000,000	6,400,000	2,800,000	6,300,000	1,900,000	204,000,000
	\$ 539,900,000	\$ 33,000,000	\$ 19,300,000	\$ 8,300,000	\$ 18,800,000	\$ 4,100,000	\$ 623,400,000

NOTE: (1) *Miscellaneous Revenue* includes cellular tower rentals, park & ride facilities, rental income, towing fees, surplus property sales, billboard commissions, video feed licensing, easements, and arts center.

**Schedule D****NEW JERSEY TURNPIKE AUTHORITY**

Certificate Required Under Section 713

Turnpike Revenue Bond Resolution

Fiscal Year Ending December 31, 2023

The following are the appropriate calculations which indicate that the Net Revenue Requirement will be satisfied.

Revenue		\$ 2,548,600,000
Operating Expenses and Reserve (1)		<u>664,900,000</u>
Net Revenue		<u>1,883,700,000</u>
(i) Debt Service Requirements	\$ 875,100,000	
(i) Maintenance Reserve Payments	230,000,000	
(i) Special Project Reserve Payments	<u>51,500,000</u>	<u>1,156,600,000</u>
Revenue Less Requirements (2)		<u>\$ 727,100,000</u>
Net Revenue		\$ 1,883,700,000
(ii) "... 1.20 times Aggregate Debt Service"		
1.20 x \$ 875,100,000		<u>1,050,100,000</u>
Excess Revenue		<u>\$ 833,600,000</u>
Debt Service Coverage		<u>2.15</u>

- (1) Operating Expenses and Reserve includes the operating expenses of \$660,200,000 for the year, and the increase in the working capital reserve of \$4,700,000. The increase in working capital reserve brings the total amount of reserves in the Revenue Fund to 10% of the annual budgeted operating expenses as per section 504 (B) of the Bond Resolution.
- (2) Excess revenue will be used to cover budgeted expenses, transfers into Construction Fund and contractual payments from the General Reserve Fund of \$727,300,000

The Revenue Requirement under section 713(b) of the Turnpike Revenue Bond Resolution states that in each calendar year Net Revenue shall at least equal the Net Revenue Requirements for such year. Under Section 101 of said Resolution, Net Revenue is defined as "...for any calendar year or other period of time, the Pledged Revenue during such year or period less the amounts of the Operating Expenses for such year or period." The Net Revenue Requirement means with respect to any period of time, "an amount equal to the greater of (i) the sum of Aggregate Debt Service, Maintenance Reserve Payments, Special Project Reserve Payments, and payments, if any, to the Charges Fund for such period or (ii) 1.20 times the Aggregate Debt Service for such period (excluding, for purposes of clause (ii) only, any payment due and payable by the Authority under a Qualified Swap upon an early termination thereof)."

## Schedule E

## NEW JERSEY TURNPIKE AUTHORITY

Certificate Required Under Section 713

Turnpike Revenue Bond Resolution

Fiscal Year Ending December 31, 2024

Operating Expenses and Reserve (1)	\$ 760,100,000
Debt Service Requirements (2)	922,600,000
Maintenance Reserve Payments	240,000,000
Special Project Reserve Payments	<u>54,100,000</u>
Total Requirements	1,976,800,000
Deduct Revenue:	
Estimated Revenue Provision January/December 2024 (Estimate per Schedule F)	2,578,100,000
Revenue Less requirements	<u>\$ 601,300,000</u>

## (2) Net Debt Service Requirement is as follows:

Series 2004 C-2 Debt Service Requirement	\$ 140,200,000
Series 2005 A-D Debt Service Requirement	43,500,000
Series 2009 F Debt Service Requirement	101,900,000
Series 2010 A Debt Service Requirement	131,400,000
Series 2012 A Debt Service Requirement	600,000
Series 2013 F Debt Service Requirement	400,000
Series 2014 A-C Debt Service Requirement	107,000,000
Series 2015 E Debt Service Requirement	36,400,000
Series 2016 A-D Debt Service Requirement	7,300,000
Series 2017 A-G Debt Service Requirement	153,100,000
Series 2019 A Debt Service Requirement	20,500,000
Series 2020 B-D Debt Service Requirement	44,800,000
Series 2021 A-B Debt Service Requirement	119,200,000
Series 2022 A-C Debt Service Requirement	45,600,000
Series 2023 A Debt Service Requirement	5,400,000
Series 2023 New Money Debt Service Requirement (3)	25,000,000
Series 2024 New Money Debt Service Requirement (4)	<u>50,000,000</u>
Total Debt Service	<u>\$ 1,032,300,000</u>
Funded from Bond Proceed (capitalized interest)	(109,700,000)
Net Debt Service Funded from Revenue	<u>\$ 922,600,000</u>

- (1) Operating Expenses and Reserve includes the operating expenses of \$756,400,000 for the year, and the increase in the working capital reserve of \$3,700,000. The increase in working capital reserve brings the total amount of reserves in the Revenue Fund to 10% of the annual budgeted operating expenses as per section 504 (B) of the Bond Resolution.
- (2) Amount includes interest and principal payments.
- (3) Assumes New Money issuance in October 2023 of \$500M at 5% w/capitalized interest for first 3 years.
- (4) Assumes New Money issuances in January 2024 of \$1.0 billion at 5% w/capitalized interest for first 3 years.

## Schedule F

**NEW JERSEY TURNPIKE AUTHORITY**  
 Estimated Revenue Provision  
 January 2024 through December 2024

Month	Toll Revenue	E-ZPass Fees	Build America Bonds Subsidy	Concession Revenue	Income from Investments	Miscellaneous (1)	Total Revenue
January	\$ 166,500,000	\$ 10,500,000	\$ 6,400,000	\$ 2,700,000	\$ 5,100,000	\$ 1,500,000	\$ 192,700,000
February	160,900,000	10,500,000	6,400,000	2,700,000	4,600,000	1,600,000	186,700,000
March	177,700,000	10,400,000	6,400,000	2,800,000	5,100,000	1,500,000	203,900,000
April	188,900,000	10,400,000	6,500,000	2,700,000	4,900,000	1,500,000	214,900,000
May	198,800,000	10,400,000	6,400,000	2,700,000	5,100,000	1,400,000	224,800,000
June	200,500,000	10,400,000	6,400,000	2,800,000	4,900,000	1,500,000	226,500,000
July	210,100,000	10,400,000	6,400,000	2,800,000	5,100,000	1,500,000	236,300,000
August	211,200,000	10,400,000	6,400,000	2,800,000	5,100,000	1,500,000	237,400,000
September	189,500,000	10,400,000	6,500,000	2,800,000	4,900,000	1,400,000	215,500,000
October	195,300,000	10,400,000	6,400,000	2,700,000	5,100,000	1,200,000	221,100,000
November	183,600,000	10,400,000	6,400,000	2,700,000	4,900,000	1,100,000	209,100,000
December	182,500,000	10,400,000	6,400,000	2,800,000	5,200,000	1,900,000	209,200,000
	\$ 2,265,500,000	\$ 125,000,000	\$ 77,000,000	\$ 33,000,000	\$ 60,000,000	\$ 17,600,000	\$ 2,578,100,000

NOTE: (1) *Miscellaneous Revenue* includes cellular tower rentals, park & ride facilities, rental income, towing fees, surplus property sales, billboard commissions, video feed licensing, easements, and arts center.

**Schedule G****NEW JERSEY TURNPIKE AUTHORITY**

Certificate Required Under Section 713

Turnpike Revenue Bond Resolution

Fiscal Year Ending December 31, 2024

The following are the appropriate calculations which indicate that the Net Revenue Requirement will be satisfied.

Revenue		\$ 2,578,100,000
Operating Expenses and Reserve (1)		760,100,000
Net Revenue		<u>1,818,000,000</u>
(i) Debt Service Requirements	\$ 922,600,000	
(i) Maintenance Reserve Payments	240,000,000	
(i) Special Project Reserve Payments	<u>54,100,000</u>	<u>1,216,700,000</u>
Revenue Less Requirements (2)		<u>\$ 601,300,000</u>
Net Revenue		\$ 1,818,000,000
(ii) "... 1.20 times Aggregate Debt Service"		
1.20 x \$ 922,600,000		<u>1,107,100,000</u>
Excess Revenue		<u>\$ 710,900,000</u>
Debt Service Coverage		<u>1.97</u>

- (1) Operating Expenses and Reserve includes the operating expenses of \$756,400,000 for the year, and the increase in the working capital reserve of \$3,700,000. The increase in working capital reserve brings the total amount of reserves in the Revenue Fund to 10% of the annual budgeted operating expenses as per section 504 (B) of the Bond Resolution.
- (2) Excess revenue will be used to cover budgeted expenses, transfers into Construction Fund and contractual payments from the General Reserve Fund of \$601,300,000

The Revenue Requirement under section 713(b) of the Turnpike Revenue Bond Resolution states that in each calendar year Net Revenue shall at least equal the Net Revenue Requirements for such year. Under Section 101 of said Resolution, Net Revenue is defined as "...for any calendar year or other period of time, the Pledged Revenue during such year or period less the amounts of the Operating Expenses for such year or period." The Net Revenue Requirement means with respect to any period of time, "an amount equal to the greater of (i) the sum of Aggregate Debt Service, Maintenance Reserve Payments, Special Project Reserve Payments, and payments, if any, to the Charges Fund for such period or (ii) 1.20 times the Aggregate Debt Service for such period (excluding, for purposes of clause (ii) only, any payment due and payable by the Authority under a Qualified Swap upon an early termination thereof)."

COMMISSION MEETING DATE:

October 24, 2023

<b>Vendor Name (&amp; Location):</b> N/A		<b>Number:</b> N/A																	
<b>Description:</b> <u>Annual Meeting Notice for 2024</u>		<b>Total Amount:</b> \$ N/A <b>Budget Code:</b> N/A <b>Contract Term (Including Options, if any):</b> N/A																	
<b>PROCUREMENT TYPE:</b> <input type="checkbox"/> Competitive <input type="checkbox"/> Non-Competitive		<b>Funding Source:</b> <input type="checkbox"/> Operating <input type="checkbox"/> Capital																	
<b>SOLICITATION TYPE:</b> <input type="checkbox"/> Bid <input type="checkbox"/> RFP <input type="checkbox"/> State Contract <input type="checkbox"/> Sole Source <input type="checkbox"/> Other		<table border="1" style="width: 100%; border-collapse: collapse;"> <tr> <td style="width: 5%; text-align: center;">FS</td> <td style="width: 45%;">Funding subject to authorization through WRAF approval process.</td> <td style="width: 5%; text-align: center;">F</td> <td style="width: 45%;">Funds are available in the appropriate operating/capital budgets for the referenced procurements.</td> </tr> <tr> <td style="text-align: center;"><input type="checkbox"/></td> <td></td> <td style="text-align: center;"><input type="checkbox"/></td> <td></td> </tr> <tr> <td style="text-align: center;">FF</td> <td>Future Funded</td> <td style="text-align: center;">FP</td> <td>Subject to funding availability at the time of ordering.</td> </tr> <tr> <td style="text-align: center;"><input type="checkbox"/></td> <td></td> <td style="text-align: center;"><input type="checkbox"/></td> <td></td> </tr> </table>		FS	Funding subject to authorization through WRAF approval process.	F	Funds are available in the appropriate operating/capital budgets for the referenced procurements.	<input type="checkbox"/>		<input type="checkbox"/>		FF	Future Funded	FP	Subject to funding availability at the time of ordering.	<input type="checkbox"/>		<input type="checkbox"/>	
FS	Funding subject to authorization through WRAF approval process.	F	Funds are available in the appropriate operating/capital budgets for the referenced procurements.																
<input type="checkbox"/>		<input type="checkbox"/>																	
FF	Future Funded	FP	Subject to funding availability at the time of ordering.																
<input type="checkbox"/>		<input type="checkbox"/>																	
<b>Requesting Department:</b> Executive <b>Director/Manager:</b> James D. Carone, Executive Director																			

Authorization is requested to publish public notice of the 2024 Annual Meeting Notice, in accordance with the Open Public Meetings Act, N.J.S.A. 10:4-6 et seq. The Annual Meeting Notice will be forwarded to the Star Ledger and the Asbury Park Press, as well as numerous other newspapers, will be prominently posted in the main lobby of the Authority's Administration Offices at 1 Turnpike Plaza, Woodbridge, will be prominently posted on the Authority's website at [www.NJTA.com](http://www.NJTA.com) and on various social media platforms, including Facebook and Twitter, and will be forwarded to the Secretary of State in Trenton. All Board Meetings as set forth below, will be held in person at the New Jersey Turnpike Authority's Administration Offices, 1<sup>st</sup> Floor, 1 Turnpike Plaza, Woodbridge, New Jersey. Members of the public who do not wish to attend in person may access the meetings telephonically, and the instructions and telephone number for access to the meetings will be posted on the New Jersey Turnpike Authority's website at [www.NJTA.com](http://www.NJTA.com) prior to each meeting. Formal action may be taken at any of the meetings listed below.

2024 BOARD MEETING DATES (Tuesdays, 9:00 a.m.)
January 30 <sup>th</sup>
February 27 <sup>th</sup>
March 26 <sup>th</sup>
April 23 <sup>rd</sup>
May 21 <sup>st</sup>
June 25 <sup>th</sup>
July 23 <sup>rd</sup>
August 27 <sup>th</sup>
September 24 <sup>th</sup>
October 22 <sup>nd</sup>
November 19 <sup>th</sup>
December 17 <sup>th</sup>