

**THE NEW JERSEY TURNPIKE AUTHORITY
PROCUREMENT AND MATERIALS MANAGEMENT DEPARTMENT**

New Jersey Turnpike Administrative Offices

1 Turnpike Plaza

P.O. Box 5042

Woodbridge, New Jersey 07095-5042

Tel. - 732-750-5300 Ext. 8640

REQUEST FOR BID

TITLE: **DERRICK UTILITY BODY VEHICLE & ACCESSORIES**

BID NO: **RM-145543**

DUE DATE: **JANUARY 8, 2019**

TIME: **11:00 AM**

SUBMIT BIDS BEFORE THE DUE DATE AND TIME STATED ABOVE TO THE ABOVE ADDRESS

BIDDER INFORMATION (PLEASE PRINT)

NAME OF BIDDING ENTITY

ADDRESS

CITY, STATE AND ZIP CODE

E-MAIL ADDRESS

REPRESENTATIVE TO CONTACT-NAME & TITLE

TELEPHONE NO.

FEDERAL TAX I.D. NO. or TAXPAYER I.D. NO.

FAX NO

SECTION I

A. INTRODUCTION

The New Jersey Turnpike Authority (the “Authority”) was created by an act of the New Jersey Legislature in 1948, known as the New Jersey Turnpike Authority Act (as amended and supplemented, “Act”). The Act authorizes the Authority to construct, maintain, repair, and operate the New Jersey Turnpike, to collect tolls, and to issue Turnpike Revenue Bonds or Notes, subject to the approval of the Governor, payable from tolls and other revenues of the Authority. On May 27, 2003, the Act was amended to empower the Turnpike to assume all powers, rights, obligations and duties of the New Jersey Highway Authority (the “Highway Authority”), which owned and operated the Garden State Parkway and PNC Bank Arts Center. On July 9, 2003, the Authority assumed all powers, rights, obligations and duties of the Highway Authority. The Authority currently operates both the Garden State Parkway (“GSP”) and the New Jersey Turnpike (“Turnpike”) (both roads are collectively referred to herein as the (“Roadways”).

The Authority is governed by an eight-member Board of Commissioners (“Board”). The Governor of New Jersey appoints each of its members and has the statutory authority to overturn an action of the Board by vetoing any Board action within 10 days of receiving the minutes of the meeting. The Board authorizes awards of all public contracts over \$100,000, except in cases where it has delegated authority to the Executive Director.

This bid solicitation is being conducted pursuant to the Authority’s enabling statute as found in *N.J.S.A. 27:23-6.1* and Executive Order number 37 (Corzine 2006) and the regulations and policies of the Authority with regard to public bid procurement.

B. BIDDER GUIDELINES/CHECKLIST

BIDS THAT FAIL TO CONFORM TO THE FOLLOWING REQUIREMENTS MAY BE REJECTED:

1. The Request for Bid (“RFB”), including specifications and related bid documents (“Bids”) must be received at or before the due date and time stated on the cover page at the following place: New Jersey Turnpike Authority, Administration Building, 1 Turnpike Plaza, Woodbridge, New Jersey 07095. **LATE BIDS WILL BE RETURNED UNOPENED. ELECTRONIC, EMAILED OR FACSIMILE BIDS WILL NOT BE ACCEPTED.** A public Bid Opening will take place at the New Jersey Turnpike Authority, Administration Building, 1 Turnpike Plaza, Woodbridge, New Jersey 07095.
2. **The entity submitting a Bid (“Bidder”) must provide one original and one copy of the Bid.** The Bid must include all price information. Bid prices shall include delivery of all items F.O.B. destination or as otherwise provided. Price quotes must be firm through issuance of contract.
3. All Bid prices must be typed or written in ink. Quote the specified unit of measure. If bidding an alternate, provide detailed specifications on the exception form attached.
4. All corrections, white-outs, erasures, re-striking of type, or other forms of alteration or the appearance of alteration, to unit and/or total prices must be initialed in ink by the Bidder.
5. **IF CHECKED, THIS RFB REQUIRES THE FOLLOWING MANDATORY DOCUMENT(S) BE SUBMITTED WITH THE BID. FAILURE TO COMPLY WILL RESULT IN REJECTION OF THE BID.**
 - (a) Bid Bond, Letter of Surety or a Cashier’s Check for 10% of the amount Bid
 - (b) Ownership Disclosure Statement
 - (c) Disclosure of Investment Activities in Iran
 - (d) Vendor Disclosure Form
6. **TO FACILITATE THE CONTRACT AWARD PROCESS, THE FOLLOWING DOCUMENTS SHOULD BE SUBMITTED WITH THE BID. IN THE EVENT THE DOCUMENTS ARE NOT SUBMITTED WITH THE BID, THEY SHALL BE SUBMITTED WITHIN THREE (3) BUSINESS DAYS FOLLOWING A VERBAL OR WRITTEN REQUEST FROM THE AUTHORITY.**
 - (a) Certification of Registration with the Secretary of State (only if non-NJ corporation)
 - (b) Acknowledgement of requirement for Disclosure of Political Contributions (ELEC)
 - (c) SBE/WBE/MBE Certificates and Form
 - (d) Bidder must sign the Bid
7. **SEE THE AUTHORITY’S INSTRUCTION TO BIDDERS (ATTACHED) FOR A COMPLETE LIST OF THE AUTHORITY’S STANDARD CONTRACT TERMS AND CONDITIONS, AS WELL AS OTHER FORMS THAT ARE REQUIRED PRIOR TO THE AWARD OF THE CONTRACT(S). THE RECOMMENDED LOW BIDDER(S) MUST SUBMIT THE FOLLOWING CHECKED DOCUMENTS PRIOR TO CONTRACT AWARD.**
 - (a) Mandatory Equal Employment Opportunity Language
 - (b) Affirmative Action Information Sheet with Certificate or Form AA302
 - (e) State Contractor Political Contributions Compliance Public Law 2005, Chapter 51 & EO 117
 - (f) Notice to All Bidders of Set-Off for State Tax
 - (g) Insurance Certificate
 - (h) State of New Jersey Division of Business Registration Certificate
 - (i) Instruction and agreement for Direct Payment (ACH)

SECTION II

A. INTENTION

1. **Sealed Bids (Paper Submission Only)** for **RM-145543** must be received at the New Jersey Turnpike Authority Administrative Offices, 1 Turnpike Plaza, Woodbridge, New Jersey 07095-5042, by the due date and time stated on the cover page of this “RFB” at which time and place said Bid will be opened and read in public.
2. Bidders mailing Bids should allow for their normal mail delivery time to ensure timely receipt of the Public Bids. **Please be advised that using an overnight/next-day delivery service does not guarantee overnight/next-day deliveries to our location. The Authority will not be responsible for any Bid not being received by the required date and time.**
3. It is the intention of the Authority to issue a Purchase Order/ “NOA” for the procurement of a DERRICK UTILITY BODY VEHICLE & ACCESSORIES.
4. Items purchased under this contract will be delivered as directed by the Authority.
5. Please contact Richard Bava with any questions regarding this procurement contract at 732-750-5300 x 8636 or rbava@njta.com.

B. BID SHEET INSTRUCTIONS

1. Bidders must follow all instructions in this RFB and in the Instructions to Bidders issued by the Authority, and any other documents issued by the Authority in connection with this RFB (collectively, “Bid Documents”).
2. Bidders must examine the bid documents carefully before bidding and must ask the Director of Procurement and Materials Management Department (“PMM”) in writing for any interpretation or correction of any apparent ambiguity, inconsistency or apparent error therein. If necessary, an interpretation or correction to the specifications in the form of an addendum shall be issued at least three (3) days prior to the bid opening by the Director of PMM to Bidders who have obtained the Bid Documents in accordance with *N.J.A.C. 19:9-2.2(a)(3)*. **Requests for interpretation or correction shall be considered only if received at least 5 business days prior to the Bid opening date.** Please contact John Parmigiani with any questions regarding this procurement contract at 732-750-5300 x 8632 or jparmigiani@turnpike.state.nj.us
3. The submission of the Bid is conclusive evidence that the Bidder is fully aware of the conditions, requirements, and details as stated in the Bid Documents. If the Bidder, prior to submitting its Bid, fails to notify the Director of PMM of the existence of an ambiguity or inconsistency in the Bid Documents, a Bid will conclusively be presumed to have been based upon the Authority’s interpretation of such ambiguity or inconsistency.

- 4 All erasures, interpolations or other physical changes on the Bid form shall be signed or initialed by the Bidder. Bids containing any conditions, omissions, erasure's, alterations, or items not called for in this "RFB" or irregularities of any kind, may be rejected by the Authority, in its sole discretion.
- 5 The Bidder shall not attach conditions, limitations or provisos to its Bid.
- 6 **The Authority will accept Approved Equivalent items on this Bid.** If a Bidder is basing the RFB on items other than what is specified, and wishes the items proposed to be considered as an "Approved Equivalent", the Bidder shall enter a price on the Bid sheet then submit on the Exception Form in the exact format of the line item on the RFB contained herein, the item number, an item description including manufacturers name, model number, informational brochure(s), and packaging quantities of those items that the Bidder proposes to substitute.

C. BASIS OF AWARD

1. Bidders must supply a price for every item listed. **Bids not having a price for all listed items may be rejected.**
2. Bidders must quote only one price per line item. **If a Bidder quotes multiple prices per line item, the Bid may be rejected.**
3. The Authority will purchase amounts of any given item as needed, at the sole discretion of the Authority and shall not be bound by any quantities listed. The Authority reserves the right to make reasonable increases to line item quantities.
4. All items are to be Bid FOB Destination. All shipping, handling, and other costs should be considered in the Bid price(s).
5. The Authority is tax exempt from New Jersey Sales and Excise Tax.
6. Award will be made to the lowest responsible and responsive bidder for the total line items Bid.

D. MISCELLANEOUS

1. Anticipated Delivery Date: _____
2. **ELECTRONIC PAYMENT: The Vendor will be required to accept payment(s) for goods or services via automatic deposit from the Authority. NO OTHER FORM OF PAYMENT WILL BE PROVIDED. See Exhibit M in the Instructions to Bidders on the Authority's website for the required electronic payment forms: <http://www.njta.com/doing-business/goods-and-services>**

BID QUOTATION SHEET

ITEM	QTY	UNIT	DESCRIPTION	UNIT PRICE	TOTAL BID AMOUNT
1	1	EA	DERRICK UTILITY BODY VEHICLE & ACCESSORIES, AS PER ATTACHED SPECIFICATIONS	\$	\$

Award will be made to the lowest responsive and responsible bidder for the Total Bid Amount.

ANY INQUIRIES CONCERNING THIS BID MUST BE SENT VIA EMAIL TO: bava@njta.com

**PURSUANT TO N.J.A.C. 19:9-2.2 (a)(3), ADDENDA WILL BE DISTRIBUTED AND POSTED ON THE
AUTHORITY'S WEBSITE AT LEAST THREE DAYS PRIOR TO THE BID OPENING.**

NEW JERSEY TURNPIKE AUTHORITY

Very truly yours,


**Andrea E. Ward, Director
Purchasing Department**

_____/_____
Name of Company / Authorized Signature of Bidder

E. SIGNATURE PAGE

1. **ADDENDA / INQUIRIES:** COMPLETE (if applicable) BEFORE SUBMITTING BID:
Receipt of Addendum / Inquiries # _____ dated _____ is hereby acknowledged.
Receipt of Addendum / Inquiries # _____ dated _____ is hereby acknowledged.

CHECK BOX IF NO ADDENDA/INQUIRY ISSUED

(All Addenda / Inquiries must be acknowledged as indicated above.)

2. **BID IRREVOCABLE:** This offer shall be irrevocable for ninety (90) working days after the date on which the Authority publicly opens this Bid except in those instances where an unsuccessful Bidder has filed a bid protest pursuant to *N.J.A.C. 19:9-2.12*. Upon notification of a protest, Bidders are required to hold their prices for an additional 90 days. All Bidders will be notified in writing of the action taken by the Authority.
3. **OFFER/CERTIFICATION:** The undersigned offers and agrees to furnish to the New Jersey Turnpike Authority the services and/or materials in compliance with all terms, conditions, specifications and addenda of the RFB, Bid Documents, and resulting contract. The undersigned further certifies understanding and compliance with the requirements of the standard terms and conditions as stated in the Instructions to Bidders included with the Bid Documents. The undersigned certifies that he or she executes this Bid with full authority so to do; and that all statements contained in this Bid and in this certification, are true and correct, and made with full knowledge that the Authority relies upon the truth of the statements contained herein and in any statements requested by the Authority showing evidence of qualifications in awarding the contract.

I certify that the foregoing statements made by me are true. I am aware that if any of the foregoing statements made by me are willfully false, I am subject to punishment.

4. **AUTHORIZED SIGNATURE:** _____

Print Name and Title: _____

Bidder: _____

Address: _____

City, State, Zip: _____

E-mail address: _____

Telephone #: _____ Fax: # _____

Date: _____

ADDITIONAL YEARS PURCHASING OPTION

BID TITLE: DERRICK UTILITY BODY VEHICLE & ACCESSORIES

BID NUMBER: RM-145543

3 - Year Open End Option: The Authority shall have the option for one (1) Model Year* from the date of Contract, to order additional units conforming to the requirements of these specifications at the same price and under the same terms and conditions as those contained herein.

The Authority shall further have the option to purchase additional units conforming to these specifications for two (2) additional Model Years. Any unit(s) offered during the two (2) subsequent Model Years shall be of the model equivalent to that specified herein. In the latter instances, if there have been any price changes, the vendor shall submit a request to the Authority covering the aforesaid price changes, and shall include appropriate explanation and justification for any such price changes.

Any such request for price adjustment shall be in writing and directed to the Director, Procurement and Materials Management Department and shall be accompanied by the following evidence as a basis for your request;

1. The published price lists for equipment, which were in effect at the time of your original proposal.
2. The equivalent published price lists in effect at the time of your request.
3. Any additional evidence which the Authority deems necessary in the evaluation of your request.

The Authority shall, within its sole discretion, have the right to accept the price changes proposed by the vendor or if it so desires, re-bid the requirement.

*Model Year is defined as the Model Year of the Manufacturer of the unit(s) offered by you in this Request for Quotation. In that instance where proposals are for equipment for which "Model Year" and "Production Cut-Off Dates" are undefined or non-existent, the "Model Year" is defined, for bid purposes, as one calendar year from the date on which the Contract is accepted. The last date on which orders may be placed for the Model currently in effect is _____.

Name of Company and / Authorized Signature of Bidder

SECTION III

NO RESPONSE BID SURVEY

BID REQUISITION NUMBER: RM-145543

BID TITLE: DERRICK UTILITY BODY VEHICLE & ACCESSORIES

If you do not choose to respond to this Bid, please complete this form and email to Richard Bava at: bava@njta.com

Name of Company_____

Reason you did not respond (Check all that apply):

- _____ Cannot supply product or service
- _____ Cannot meet technical specifications
- _____ Cannot meet delivery specifications
- _____ Cannot meet legal requirements
(i.e. Bid/performance/security/insurance, etc.)
- _____ Cannot provide a competitive price now
- _____ Interested in receiving specifications for informational purposes only
- _____ Insufficient lead time to respond
- _____ Other:(please be specific) _____

Do you wish to remain on our mailing list?

_____Yes _____No

Additional comments: _____

Signed :(optional)_____

Company:_____

NEW JERSEY TURNPIKE AUTHORITY

GENERAL INSTRUCTIONS AND SPECIFICATIONS FOR:

Quantity	Description	Required Delivery Date
1	Derrick Utility Body Vehicle And Accessories	330 Days After Receipt of Order

SPECIFICATIONS: DUBV-2019: DERRICK UTILITY BODY VEHICLE AND ACCESSORIES

COMPLIANCE WITH RULES AND REGULATIONS: The unit and associated equipment furnished must comply with all Federal and State Motor Vehicle Safety Laws and Regulations and shall be capable of passing the New Jersey State Motor Vehicle Inspection Laws, where applicable.

ENERGY STAR REQUIREMENTS: If applicable for items specified in the bid package, the vendor must provide products that earn Energy Star Certification and meet the Energy Star specifications for energy efficiency. The vendor is encouraged to visit energystar.gov for complete product specifications and updated lists of qualifying products. The Energy Star label must also be affixed to each delivered item. The bidder's signature on the signature page certifies that items so indicated that have earned Energy Star and meet the Energy Star specifications or other standards for energy efficiency will be supplied.

ELECTRONIC BIDDING: Along with the electronic bid sent, bidders when required must provide detailed specifications, technical sheets, pictures, and drawings describing exact unit that shall be provided. If unable to send required information electronically, bidders must send hard copy data at least twenty-four (24) hours prior to bid opening. **NO EXCEPTIONS**

ERRORS AND OMISSIONS: Inadvertent omissions or errors in the attached specifications must be brought to the attention of the New Jersey Turnpike Authority's Director of Procurement and Materials Management at 732-750-5300 before bid submission date. If, with knowledge of such error or omission and prior to the correction thereof, the bidder proceeds with any work affected hereby, they shall do so at their own risk and the work so done shall not be considered as work done under and in performance of this Agreement unless and until approved and accepted.

QUESTIONS: Questions, which arise before or during the preparation of the unit, shall be addressed in writing via e-mail from the vendor to Dale Barnfield (Manager of Procurement) at dbarnfield@njta.com the New Jersey Turnpike Authority on a not to delay basis.

REQUIRED DELIVERY DATE: In the event a bidder takes an exception to the Authority's required delivery date, they **must** note the exception on the attached exception sheet. Furthermore, a **specific** number of days **must** be listed. Under **no** circumstances shall bidders give approximate dates or ranges of dates to deliver such as: 210 days to 240 days.

FAILURE TO FOLLOW THESE GUIDELINES MAY RESULT IN REJECTION OF BID.

DELIVERY INSTRUCTIONS:

- A. Vendor must contact Peter Perperas (Project Supervisor) at 732-750-5300 ext. 8647 for authorization to schedule date and time prior to delivery. **Deliveries shall be made to the NJTA Garden State Parkway Division's District 5 Telegraph Hill Central Maintenance Facility located at GSP Exit 116 in Holmdel, NJ 07733.**
- B. Vendor shall be responsible for all delivery, shipping and pick-up expenses.
- C. All units must be pre-delivery serviced, completely assembled, operational, and cleaned prior to Authority delivery.
- D. The following administrative package **must** accompany all deliveries:
- Certificate of Origin: All New Jersey manufacturers, dealers, and/or distributors **must** stamp the C.O. "Sales Tax Satisfied". The C.O. shall be made out to New Jersey Turnpike Authority, P.O. Box 5042, Woodbridge, NJ 07095. Certificate of Origin shall have current date and be hand delivered to Peter Perperas after final acceptance of complete order.
 - Invoice: purchase order number must be displayed on vendors invoice. Invoice shall have current date and be hand delivered to Peter Perperas after final acceptance of complete order.
 - Warranty forms properly executed.
 - Four (4) keys for each vehicle shall be furnished (each vehicle shall have an independent key code). Successful bidder must supply a key code listing for each vehicle identification number. **NO EXCEPTIONS**
 - Four (4) keys, keyed alike for toolboxes or similar compartments shall be furnished for each vehicle. **NO EXCEPTIONS**
 - State MVC (Motor Vehicle Commission) required inspection stickers shall be provided with each vehicle upon delivery.
 - Federal Safety Inspections shall be performed and stickers shall be attached to the vehicles prior to delivery.
 - All vehicles being delivered shall have a **Dealer Plate** affixed to the vehicle.
 - It shall be the responsibility of the awarded vendor that all tolls, when applicable be paid when making delivery to the Authority.
 - Delivery of all units fully completed and fully compliant shall be made no later than three hundred and thirty (330) days after receipt of Purchase Order.
- E. All units shall be delivered with a **minimum** of a half tank of fuel.
- F. **Deliveries made directly to the Authority from the manufacturer shall not be acceptable, unless manufacturer is awarded bidder.**

G. In the event the awarded bidder contracts a trucking/delivery company to deliver units, a representative from the awarded bidders company must be at the delivery site at time of delivery to the Authority. **NO EXCEPTIONS**

WARRANTY: All units delivered must be guaranteed to be free from defects in materials, design and workmanship for a **minimum** of one (1) year from the time of acceptance by the New Jersey Turnpike Authority. All warranties shall start upon written acceptance of units by the New Jersey Turnpike Authority. Warranty must include service availability from any manufacturers authorized dealer establishment most closely located to Parkway and Turnpike area. This repair facility may not be further than 100 miles from District 5 Telegraph Hill Central Maintenance Facility in Holmdel, NJ 07733 or District 4 (Formerly Central Shops) Maintenance Facility located in Hightstown, NJ 08520. If warranty service is required, the vendor who supplied the unit shall provide for pickup, delivery and repair of unit at no charge to the New Jersey Turnpike Authority. All warranty periods shall start from date of acceptance of unit by the New Jersey Turnpike Authority.

EXCEPTION SHEET: Exception sheet is furnished with each set of specifications. Bidders making exceptions must note exceptions by item and indicate substitution in lieu and submit with bid, detailed specifications on the substitution. If the vendor is submitting an alternate product, component, feature or part to what is referenced in the specifications, the proposals **must** be accompanied by descriptive literature, marked and indicate the exact items to be furnished, with an engineering drawing of the same. **Failure to supply information requested may result in rejection of bid.** Where no exception is taken; the word "None" shall be neatly printed or typed on the exception sheet. **Failure to supply information and/or failure to complete the bidder's exception spaces in the prescribed manner may disqualify bid. It shall be understood that if no exception is taken, the vendor shall supply all material exactly as specified. No substitution will be permitted after receipt of bids.**

APPROVED EQUIVALENT: A bid substitution for a specified item brand and/or model that meets the required quality and performance standards of the original brand; substitutions will be determined to be an approved equivalent by the New Jersey Turnpike Authority.

UNIT INFORMATION FORM: Vendor shall complete the entire Unit Information Form. **Failure to complete form may result in rejection of bid.**

MANUFACTURER'S PRODUCTION SHEET: The vendor shall furnish one (1) copy of the actual Factory Production Sheet for each unit provided. The copies of the Factory Production Sheet shall be submitted at the time of the Authority's inspection of the unit.

TRAINING: It shall be the responsibility of the successful bidder to supply all safety, operational and service training to New Jersey Turnpike Authority personnel in accordance with all applicable ANSI and OSHA regulations. The safety and operational training shall consist of a complete review and understanding of the manufacturer's owner manual, along with actual operation of equipment. The instructor shall emphasize all proper uses for safe operation. The training shall include but not limited to all general troubleshooting of the hydraulic system and associated electronics. The instructor shall also emphasize the proper use of tools and test equipment along with general shop safety. The service seminars shall be similar to factory and manufacture type schools. The training shall be scheduled and take place at one (1) site, approximately (8) hours designated by the New Jersey Turnpike Authority.

LABELS: Plastic stick-on labels shall not be acceptable.

ADVERTISEMENTS: No **Dealer** advertisements shall appear on unit or any other related equipment.

NOTICE TO BIDDERS: Bidders shall **not** be allowed to use vehicles/equipment in any type of shows, conventions, brochures, etc. without prior written consent of the New Jersey Turnpike Authority. **NO EXCEPTIONS**

ACCESSORIES: All accessories shall be manufacturer installed when the item is available from the manufacturer.

FACILITIES: Bidders shall represent a manufacturer, which has in operation a factory adequate for the manufacture of the equipment, which it proposes to furnish. The manufacture(s) whose associated equipment or products are bid shall have a full-service warranty and parts supply facility that can guarantee availability of parts within 24 hours after telephone order and shall be located within a 100-mile radius of either District 4 Maintenance Facility (exit 8 on the NJ Turnpike) located in Hightstown, NJ 08520 or Telegraph Hill Central Maintenance Facility (exit 116 on the GSP) located in Holmdel, NJ 07733. The bidder shall submit the locations, names and telephone numbers of people who are authorized to service the equipment or who can be reached for emergency service.

Location _____

Phone # _____

Contact _____

Name & Title

**SPECIFICATIONS: DUBV-2019
DERRICK UTILITY BODY VEHICLE AND ACCESSORIES**

INTENT: The intent of this specification is to describe and govern the purchase of a new current model, hydraulic rotating derrick utility body vehicle with turntable winch and accessories. The complete unit shall be new and of the latest design and be in current production at the time of submission of bid. All standard and optional equipment shall be Original Equipment Manufacturer (OEM) items, when available. **NO EXCEPTIONS**

BIDDER’S INSTRUCTIONS

IT SHALL BE THE BIDDER’S RESPONSIBILITY TO CAREFULLY EXAMINE EACH ITEM OF THE SPECIFICATION. BIDDERS MUST INDICATE WHETHER THEY COMPLY OR NON-COMPLY FOR EACH LINE ITEM IN THE SPECIFICATION. FAILURE TO PROVIDE A COMPLETED BID MAY CAUSE REJECTION OF BID. ALL NON-COMPLY RESPONSES AND/OR BIDDERS PROPOSED “APPROVED EQUIVALENTS” MUST BE FULLY EXPLAINED ON EXCEPTION FORM, NOTING SECTION AND ITEM. FAILURE TO EXPLAIN NON-COMPLY RESPONSES OR FAILURE TO SUPPLY DETAILED LITERATURE/BROCHURES ON THE BIDDERS PROPOSED “APPROVED EQUIVALENTS” MAY CAUSE REJECTION OF BID. WHERE “MINIMUM/MAXIMUM” IS SPECIFIED, BIDDERS MUST PROPOSE AT LEAST THE MINIMUM/MAXIMUM SIZES OR THE BID MAY BE REJECTED.

	COMPLY	
	YES	NO
GENERAL:		
A. Unit shall be a new current model, hydraulic rotating derrick utility body vehicle with turntable winch and accessories.		
B. The complete unit shall be new and of the latest design and be in current production at the time of the submission of bid.		
C. All standard and optional equipment shall be Original Equipment Manufacturer (OEM) items, when available. NO EXCEPTIONS		
D. Bidders must submit with their bid detailed specifications, pictures and current brochures of their complete unit being bid. NO EXCEPTIONS		
TRUCK CHASSIS:		
A. 2020 or new current model International 7500 or Authority approved equivalent conventional cab and chassis with setback axle (SBA 4 x 2).		
B. 37,000 lbs. G.V.W.R.		
C. Wheelbase: 193".		
D. Cab to axle: 120".		
ENGINE:		
A. 6-cylinder, Cummins L9 or Authority approved equivalent diesel engine.		
B. 530 cubic inch turbo-charged diesel engine.		
C. Horsepower 350 hp @ 2,000 rpm’s.		
D. Torque 1,150 lb/ft @ 1,400 rpm’s.		
E. Programmable electronic road speed governor.		

	COMPLY	
	YES	NO
F. Engine shutdown system monitoring low oil pressure, high coolant temperature, low coolant level-including warning light and buzzer, and air cleaner restriction.		
G. Engine must meet all current Federal Emission Standards.		
H. Provide heavy-duty type radiator and long-life coolant.		
I. Cooling system shall have Ethylene Propylene Diene Monomer (EPDM) hoses with constant torque hose clamps.		
J. Provide a side-mounted power take-off.		
K. Exhaust shall be a horizontal (DPF) diesel particulate filter.		
L. Supply a dash-mount (DPF) diesel particulate filter inhibit switch.		
M. Engine shall include self-diagnostic features and code read out at dash.		
N. Provide programmable electrically integrated remote engine speed control including wiring for body builder installation of PTO controls and ignition switch.		
O. Starter shall be 12-volt heavy-duty with thermal over-crank protection.		
P. Heated fuel/water separator.		
TRANSMISSION:		
A. Provide 5-speed Allison Model 3000RDS or Authority approved equivalent automatic transmission with PTO opening; complete with oil cooler, oil level sensor, and temperature gauge in cab.		
B. Dash-mounted push button shift control.		
C. Synthetic transmission fluid shall be used and installed by OEM.		
ELECTRICAL:		
A. Leece-Neville AVII60P2013 or Authority approved equivalent 160-amp pad-mounted alternator.		
B. Three (3) 12-volt 1950 CCA maintenance free batteries including auxiliary jump start stud with cover.		
C. Provide 120-volt 1,000-watt block heater with weather protected flip plug mounted under driver's side door.		
D. An electronic control module shall be provided to monitor electrical system functions and provide in-cab fault codes for troubleshooting.		
E. All in-cab switching shall be factory installed with chassis electrical connectors for body integration. Provide twelve (12) multiplex switches and OEM body builder switches.		
F. Chassis shall include manual reset breakers (except for 5-amp fused circuits).		
G. Fender mounted directional lamps with dual face, amber/amber.		
H. Two-way radio wiring with 20-amp fuse protection. Include ignition wire with 5-amp fuse, wire ends heat shrink and routed to center of header console in cab.		
I. Five (5) cab marker lights, amber LED, flush mounted on cab.		
J. Courtesy lights and dome lights.		

	COMPLY	
	YES	NO
K. Headlight warning will sound when head light switch is on and ignition switch is in off position. All lights shall automatically turn on when windshield wipers are on.		
L. Dual electric horns and single trumpet air horn shall be supplied.		
M. AM/FM stereo with weather band clock, auxiliary input and speakers.		
N. Windshield wiper speed control forces wipers to slowest intermittent speed when parking brake is set and wipers are left on for a pre-determined time.		
O. Provide a programmable and electrically integrated dash-mounted back-lit rocker type switch for work lights and warning lights.		
P. Install a Preco 45-AA or Authority approved equivalent back-up alarm.		
Q. Splicing into electrical system shall not be allowed.		
R. In addition to the control switch, all lighting and accessories shall turn off with ignition key "off" except for Federal D.O.T. requirements.		
S. It shall be the responsibility of the body supplier to ensure capability of installed equipment with switches provided by chassis manufacturer.		
AXLE/SUSPENSION:		
A. Front axle: 14,000 lbs. capacity.		
B. Front axle shall have taper-leaf springs and heavy-duty shock absorbers.		
C. Front axle shall have oil lubricated wheel bearings and seals.		
D. Rear suspension: 23,500 lbs. capacity with multi-leaf auxiliary spring's 4,500 lbs. capacity.		
E. Transmission and axle ratio shall achieve cruise speed of 65 mph at 90% of engine governed speed.		
FRAME:		
A. Provide a C-channel type frame on the heavy-duty heat treated 125,000 psi frame rails from the front to the end of chassis.		
B. Single frame rail shall be 11.25" x 4.0" x 0.500" minimum straight full channel.		
STEERING:		
A. Power steering.		
B. Multi-position tilting steering column shall be provided.		
C. Steering wheel mounted controls shall include: <ul style="list-style-type: none"> • Electric horn • Cruise control 		
FUEL TANK:		
A. Provide a 50-gallon aluminum step-type fuel tank.		
B. Thermostatic controlled electric fuel heater separator and filter with filter restriction and change indicator.		
C. Fuel tank shall be lettered in 1" high green letters " DIESEL FUEL ONLY ".		
D. DEF tank shall be mounted driver side under battery box, which is mounted under the cab for clean CA. DEF tank shall be 5 U.S. gallons.		

	COMPLY	
	YES	NO
WHEELS/TIRES:		
A. Front tires: two (2) Goodyear or Authority approved equivalent 12R22.5, 14 ply highway tread blackwall radials.		
B. Rear tires: four (4) Goodyear or Authority approved equivalent 11R22.5, 14 ply highway tread blackwall radials.		
C. Front and rear steel disc wheels powder coated black.		
D. Supply rubber (plastic shall not be acceptable) mud flaps-plain black. (No Advertisements).		
BRAKES:		
A. Anti-lock air brakes.		
B. 18.7 cfm gear driven air compressor.		
C. Spin-on heated air dryer.		
D. Air dryer Meritor System Saver and a DV-2 moisture ejector or Authority approved equivalents on wet tank.		
E. Automatic slack adjusters on front and rear axles and include dust shields.		
F. Parking brake shall be air operated, spring loaded on rear axle with separate reservoir tank.		
G. Parking brake alarm shall be provided and horn shall sound when parking brake is not set with ignition off and any door opened.		
CAB:		
A. Conventional cab.		
B. Cab shall include all standard items and the following: <ul style="list-style-type: none"> • Complete gauges • Air pressure gauges with low pressure warning alarm • Voltmeter • Tachometer • Engine hour meter • Warning light and buzzer for engine low oil pressure • Warning light and buzzer for engine high coolant temperature 		
C. PTO switch in cab shall be controlled by a single back-lit rocker type switch that shall be centrally mounted on dash in OEM 12-pack.		
D. Interior cab color shall be heavy-duty dark gray.		
E. HVAC system shall include heater, defroster, air conditioning (a/c shall have self-diagnostics features with dash displayed fault codes).		
F. Exterior mirrors shall be approximately 16" x 7" with break-away style "C" stainless steel brackets and convex mirrors. A look down 6" x 10" panoramic mirror shall be mounted above passenger door. Both primary mirrors shall be motorized and controlled by a switch located in cab within easy reach of the driver. Primary and convex mirrors shall be thermostatically heated.		
G. Two (2) grab handles interior mounted. One (1) extra-long chrome grab handle with rubber insert-driver's side only-exterior mounted.		

	COMPLY	
	YES	NO
H. Full suspension high back air operated driver's seat covered in heavy-duty vinyl including lumbar support and inboard armrest and three-point orange colored seatbelt.		
I. 2-man passenger seat with two (2) integral head rests covered in heavy-duty vinyl and three-point (orange colored) seat belts on out board seating and lap belt in center seat.		
J. Daytime running lights.		
K. Electronic engine throttle and cruise control.		
L. Heavy-duty rubber flooring and knock-out plugs for body builder.		
M. Overhead console with storage and two-way radio pockets and door storage pockets on both sides.		
N. Cab and body lighting shall comply with all State and Federal Regulations.		
O. All glass shall be tinted safety glass.		
P. Hood shall be forward tilting.		
Q. Provide dual sun visors.		
R. Air bag type rear cab suspension.		
MISCELLANEOUS:		
A. Provide in the cab a dry chemical 5 lb. "UL" listed fire extinguisher suitable for ABC class fires mounted in a quick-release type bracket.		
B. Triangle reflector kit shall be provided in cab.		
PAINT:		
A. Cab shall be painted with DuPont Dulux Omaha Orange Enamel # 93-082 or Authority approved equivalent.		
B. Paint shall be applied in a two-step process with the orange base coat and additional urethane clear coat finish.		
C. All frame, running gear, and top of hood shall be painted flat black.		
MANUALS:		
A. Provide one (1) complete set of factory service manuals in either CD's or DVD's, which shall cover the truck chassis, engine, transmission, air-brake system, and other components installed for each vehicle ordered.		
B. Provide one (1) complete detailed schematic and description of any body hydraulics, electrical and other components not installed by chassis manufacturer for each vehicle ordered.		
C. The following manuals for the chassis section of the bid shall be supplied at time of delivery for each vehicle ordered: <ul style="list-style-type: none"> • Operation-1 • Maintenance-1 • Repair-1 • Parts-1 • Electrical-1 		
D. One (1) complete set of factory diagnostic and repair software interface, including all necessary cabling and connectors for a laptop computer shall be supplied with each vehicle ordered.		

	COMPLY	
	YES	NO
WARRANTY:		
A. Engine shall be covered for seven (7) years/150,000 miles/5400 hours including all electronic engine components and injectors at 100% parts and labor.		
B. Cab shall be covered for five (5) years unlimited miles for perforation, corrosion, and structure.		
C. The frame shall be covered at 100% parts and labor for seven (7) years/unlimited miles for cracks.		
D. The transmission shall be covered for five (5) years/unlimited mileage at 100% parts and labor.		
E. All warranties shall start upon date of acceptance from the NJTA.		
DERRICK:		
A. Altec Model D2055 or Authority approved equivalent hydraulic rotating derrick with turntable winch.		
B. Unit shall meet ANSI/ASSE A10.31-2006 standards.		
C. Final test and inspection of completed unit including stability and dielectric testing per manufacturer's requirements and ANSI 92.2.		
ELEVATION:		
A. From +83° above horizontal to -17° below horizontal.		
PEDESTAL & TURNTABLE:		
A. Square constructed pedestal shall have access holes for maintenance of hydraulic plumbing.		
B. Turntable shall be fabricated from high-strength steel with thick side plates and a single piece thick bottom plate.		
C. Boom to turntable connection and lift cylinder to boom shall be equipped with self-aligning steel ball bushings.		
LIFT CYLINDERS:		
A. Cylinder with internal counter-balance holding valve.		
B. Cylinder shall be capable of holding the rated lift capacity of the derrick.		
STEEL LOWER BOOM:		
A. The lower boom shall be a fabricated box made of high-strength steel plates.		
STEEL INTERMEDIATE BOOM:		
A. The intermediate boom shall be a fabricated of high-strength steel.		
B. Boom shall be powered by a double acting hydraulic cylinder equipped with integral holding valves on both extend and retract ports.		
FIBERGLASS HYDRAULIC UPPER BOOM:		
A. Upper boom must be capable of lifting the hydraulic capacity of the derrick in all positions.		
B. Tested and rated for line voltage up to and including 46KV AC.		
C. All extendable booms shall utilize self-lubricating, low friction side bearings.		
BOOM INTERLOCK:		
A. Boom interlock shall be provided.		

	COMPLY	
	YES	NO
B. Boom shall not be able to operate unless all outriggers are extended.		
CONTINUOUS & UNRESTRICTED ROTATION:		
A. Rotation shall be accomplished through a high-efficiency planetary gearbox driven by a hydraulic motor.		
COMBINED SPEED HYDRAULIC SYSTEM:		
A. Provides a shared digger/winch flow with boom operation.		
B. An appropriate sized hydraulic oil reservoir shall be supplied capable of sufficiently operating all hydraulic functions.		
C. Relief valves shall be supplied to protect the derricks circuits and digger-winch circuits.		
D. Hydraulic hoses shall be equipped with permanent type hose fittings.		
MISCELLANEOUS:		
A. Custom load chart stating actual lifting capacities.		
B. Boom angle indicator and decals shall be mounted on each side of the lower boom.		
C. All warning decals shall be supplied and installed onto the unit.		
TURNTABLE WINCH:		
A. 15,000 lbs. bare drum capacity worm gear winch equipped with hydraulic counterbalance valve mounted on the derrick turntable.		
B. Bare Boom Lift Capacities: <ul style="list-style-type: none"> • Maximum Elevation-all booms retracted: 30,000 lbs. • Maximum Elevation-intermediate boom extended: 19,900 lbs. • Maximum Elevation-intermediate & upper boom extended: 15,000 lbs. • 10' Radius-all booms retracted: 14,000 lbs. • 10' Radius-intermediate boom extended: 12,300 lbs. • 10' Radius-intermediate & upper boom extended: 12,000 lbs. • 20' Radius-all booms retracted: 8,500 lbs. • 20' Radius-intermediate boom extended: 6,800 lbs. • 20' Radius-intermediate & upper boom extended: 6,400 lbs. • 0° Boom Angle-all booms retracted: 4,400 lbs. • 0° Boom Angle-intermediate boom extended: 2,000 lbs. • 0° Boom Angle-intermediate & upper boom extended: 1,400 lbs. 		
SHEAVE HEIGHT:		
A. Intermediate boom extended 45.3' at maximum elevation.		
B. Upper boom extended 54.9' at maximum elevation.		
C. Dimensions based on 40" chassis frame height.		
COMMAND POST:		
A. Inside access command post with single stick "T" control.		
B. Allows access into command post between boom and console of the command post.		
C. "T" control shall allow one hand to operate three (3) functions: rotation, boom elevation, and intermediate boom extension.		

	COMPLY	
	YES	NO
D. Upper boom extension and other functions shall have individual controls.		
E. Permanent type control decals shall be provided and installed.		
F. Adjustable cushioned operator seat and include side rails.		
G. Variable electronic foot throttle.		
LOAD MOMENT LIMITER (HYDRAULIC OVERLOAD PROTECTION) FOR ROTATION, INTERMEDIATE BOOM, UPPER BOOM, BOOM DOWN, AND WINCH:		
A. Load moment limiter shall help prevent damage to derrick when overload occurs.		
B. Systems leave operational functions necessary to eliminate the overload condition until it is relieved.		
C. The system shall be fully automatic relative to the operation and re-set functions.		
EXTRA HEAVY-DUTY A-FRAME OUTRIGGERS:		
A. Hydraulic double-acting outriggers including integral holding valves.		
B. 153" maximum spread pin to pin.		
C. 6.5" penetration.		
D. 14" x 15.25" swivel type stabilizer pads.		
HEAVY-DUTY A-FRAME OUTRIGGERS:		
A. Hydraulic double-acting outriggers including integral holding valves.		
B. 153" maximum spread pin to pin.		
C. 6.5" penetration.		
D. 14" x 15.25" swivel type stabilizer pads.		
AUXILIARY OUTRIGGERS:		
A. Auxiliary front outriggers shall be installed between body and cab.		
CONTROLS:		
A. Controls for two (2) sets of outriggers and auxiliary tool outlets below rotation (diggers): <ul style="list-style-type: none"> • Recessed at rear of truck each side for ease of view for outrigger placement. • Include switches and alarm for outrigger in motion alarm. 		
SAFETY:		
A. Boom out of stow light shall be provided and include a 3" diameter "red" light on dash that shall flash when either boom or outriggers are not stowed properly.		
B. This safety feature must not allow the vehicle to be engaged in gear unless boom and outriggers are properly stowed.		
C. Boom interlock shall be installed preventing the operation of the boom unless the outriggers are deployed.		
INSTALLATION & ACCESSORIES:		
A. Stored travel height: 12'5" maximum .		
B. Installation of derrick shall be over rear axle.		
C. Derrick Plumbing Kit: Parker 451TC or Authority approved equivalent.		

	COMPLY	
	YES	NO
D. Auxiliary outrigger plumbing kit.		
E. Hydraulic fluid reservoir with tank guard shall be of sufficient size to adequately perform all functions on the unit.		
F. A-frame boom rest for derrick.		
G. Rear window protector.		
H. Auxiliary tool outlets at the rear installed with outriggers.		
I. 35' Hannay or Authority approved equivalent hose reel with spring rewind to be installed at rear of truck curbside below tail shelf.		
J. 50' hose assembly with pressure and return lines.		
K. Set of male/female quick-couplings with dust caps.		
L. Seebee pole puller PD-2874 or Authority approved equivalent with ½" chain and puller plate.		
M. Lower pole puller storage bracket shall be installed off of front outrigger curbside.		
N. 100' stable braid rope, 1" diameter with two (2) eyes.		
O. Swivel hook, 8½-ton with latch shall be installed on the end of the winch line.		
BODY:		
A. It shall be the responsibility of the body supplier to ensure capability of installed equipment with switches provided by chassis manufacturer.		
B. Steel line body designed for a 120" cab to axle chassis with dual rear wheels and front outriggers installed between body and cab.		
C. Notch rear vertical compartments for outriggers.		
D. Cut-out sub frame.		
E. ⅛" steel treadplate floor and protective kick plate.		
F. 16-gauge galvanized body construction.		
G. 6" structural channel.		
H. 16-gauge inner and outer door panels.		
I. Rotary type slam action locks.		
J. Rod style door hinge.		
K. Rubber crown fenders.		
L. Prime interior and exterior.		
M. Paint with DuPont Dulux Omaha Orange Enamel # 93-082 or Authority approved equivalent. Paint shall be applied in a two-step process with the orange base coat and additional urethane clear coat finish.		
N. Weather stripping shall be installed on all compartments.		
O. Body shall be completely undercoated.		
P. Two (2) wheel chock holders, one (1) in each fender panel curbside and street side.		
Q. Master gang lock system.		
R. Overall body length (not including tail shelf): 158".		
S. Outside width: 94".		
T. Body height: 46".		

	COMPLY	
	YES	NO
U. Compartment depth: 18".		
V. LED rope lighting in all body compartments. Switches for each side compartments shall be mounted in cab.		
W. Top of compartments shall have steel treadplate coated with black non-skid material.		
COMPARTMENTS-CURBSIDE:		
A. 1 st Vertical compartment: <ul style="list-style-type: none"> • Five (5) swivel material hooks, mounted 1-3-1. • Vent for inverter. • Sensata Technologies 3000W or Authority approved equivalent, 12VDC input, 12 VAC Pure Sine Wave Inverter. Provide protective cover and vent. • Include all miscellaneous items as required for inverter: fuse, fuse holder, fuse cover, and wiring. 		
B. 2 nd Vertical compartment: <ul style="list-style-type: none"> • Access-way with grip strut steps with storage area for inverter, batteries and two (2) grab handles. • Additional 3rd belted step at access-way. 		
C. 3 rd Vertical compartment: <ul style="list-style-type: none"> • One (1) fixed shelf. • Three (3) sliding drawers below shelf. 		
D. Horizontal compartment: <ul style="list-style-type: none"> • Egg crate dividers, removable, configurable on bottom of compartment. • Vented cargo side. 		
E. Rear vertical: <ul style="list-style-type: none"> • Open. • Outrigger cut-out. 		
F. Curbside body accessories: <ul style="list-style-type: none"> • Hotstick shelf up to rear of 3rd vertical compartment with rear drop down door. 		
COMPARTMENTS-STREET SIDE:		
A. 1 st Vertical compartment: <ul style="list-style-type: none"> • Two (2) adjustable shelves with adjustable shelf dividers. 		
B. 2 nd Vertical compartment: <ul style="list-style-type: none"> • Three (3) adjustable shelves with adjustable dividers. 		
C. 3 rd Vertical compartment: <ul style="list-style-type: none"> • Two (2) adjustable shelves with dividers. 		
D. Horizontal compartment: <ul style="list-style-type: none"> • Egg crate dividers, removable, configurable on bottom of compartment. 		
E. Rear vertical: <ul style="list-style-type: none"> • Five (5) swivel material hooks, mounted 1-3-1. 		

	COMPLY	
	YES	NO
<ul style="list-style-type: none"> • Outrigger cut-out. 		
F. Street side body accessories: <ul style="list-style-type: none"> • Hotstick shelf, full length with rear drop down door. 		
BODY ACCESSORIES:		
A. 18" steel tailshelf with steel treadplate top (coated with black non-skid material) with smooth sides. Side skirts shall be provided; curbside skirt shall have cut-out for hose from hose reel.		
B. Four (4) outrigger pad holders with retainers shall be installed as close to outriggers as possible.		
C. Grab handles/rails at rear of truck: <ul style="list-style-type: none"> • Three (3) point access at rear of truck curbside/street side. 		
D. Provide grip strut access steps to the inside access style command post. Design and location shall be approved by the NJTA Inspector at pre-build meeting.		
E. All steps shall be grip strut type and all walking surfaces shall be covered with black non-skid material (including tops of compartments).		
F. Four (4) plywood outrigger pads, 24" x 24" x 2½".		
G. Two (2) rubber wheel chocks in chock pockets.		
H. 6" x 92" steel rear bumper with two (2) large "D" rings, bumper brackets, pintle hook, and reinforcement plate.		
I. Provide two (2) flexible steps at rear of truck curbside and street side.		
PINTLE HOOK:		
A. Rear pintle hook and plate shall be installed and include a suitable cotter pin to facilitate locking the release. Cotter pin shall be attached to the pintle hook assembly by means of a light duty chain to prevent its loss.		
B. Properly sized Grade 8 bolts shall be used throughout the installation.		
C. The pintle hook height shall be 26" from ground to center of hook.		
D. A non-metallic weatherproof seven (7) wire trailer socket shall be mounted through the hook plate on the upper left side of the pintle hook and wired to the chassis as outlined in Specifications: TCEBC-2019. Exact location shall be determined by contacting the NJTA Inspector prior to mounting.		
E. The pintle hook shall be a forged steel ridge mount design sized to carry a 6,000 lbs. vertical load and 30,000 lbs. gross trailer weight.		
F. An electronic brake controller in addition to the ABS brake controller shall be cab mounted and wired into the seven (7) wire plug as per Specifications: TCAABC-2019. Exact location shall be determined by contacting the NJTA Inspector prior to mounting.		
G. A complete ABS air brake trailer system including a hand valve control and trailer protection valve shall be installed with the exception of the Glad Hands. The Glad Hand outlets on the pintle plate (location to be determined by the NJTA Inspector) shall be plugged to prevent air leakage. The Glad Hands shall be supplied to the Authority separately and not installed.		
ELECTRICAL/LIGHTING:		

	COMPLY	
	YES	NO
A. Tailshelf Lighting Kit: Trucklite or Authority approved equivalent (LED) with grommets to meet FMVSS # 108 standards: <ul style="list-style-type: none"> • Two (2) red/stop/turn/tail, one (1) each curbside and street side. • Two (2) clear back-up lights, one (1) each curbside and street side. • Seven (7) red marker lights, two (2) in each corner curbside and street side, three (3) in center of tailshelf. • License plate light with bracket. 		
B. One (1) LED 6" round deck flood light with tilt and swivel bracket mounted at rear to light cargo area. Exact location shall be determined by NJTA Inspector prior to mounting.		
C. Four (4) Betts model # 315003 or approved equivalent work lights with toggle switch on each light. Install one (1) each on top fronts and top rear corners of body with one (1) switch in cab to operate all four (4) lights.		
D. Whelen 900 series linear super amber LED model 90AA5FAR or Authority approved equivalent. Flush mount at rear body compartments, below hotstick shelves, one (1) each curbside and street side. Lights shall operate with chassis switch and in conjunction with rotating lights.		
E. Whelen R416AF or Authority approved equivalent amber rotating LED beacon. Install off of boom rest one (1) each curbside and street side. Lights must be visible from front and rear of truck. Lights must have protective cages.		
F. Programmable warning light, Whelen Dominator Model D800800NJTA or Authority approved equivalent shall be mounted on the boom rest section of body. Exact location shall be determined by contacting the NJTA Inspector prior to mounting.		
G. Wire all electrical into chassis system.		
H. Two (2) push button switches shall be provided: <ul style="list-style-type: none"> • One (1) switch for 2-speed. • One (1) switch for start/stop function. Allows the increase speed of engine to activate outriggers to move quicker either up or down. Both switches shall be recessed in tailshelf.		
I. Install two (2) GFI outlets with weather resistant covers. One (1) outlet in curbside 1 st vertical compartment with inverter. One (1) outlet at rear of body curbside (exact location shall be determined at pre-build meeting).		
J. Provide a dry chemical 10 lb. "UL" listed fire extinguisher suitable for ABC class fires in rear vertical curbside compartment on outrigger housing-extinguisher bracket shall be supplied but not installed.		
MANUALS:		
A. One (1) complete set of detailed schematics and description of all body hydraulics, electrical and other components.		

**SPECIFICATIONS: TCEBC-2018
TRAILER CONNECTION / ELECTRIC BRAKE CONTROL**

7-Way Round Pin, Trailer Connectors for Authority Trucks and Trailers

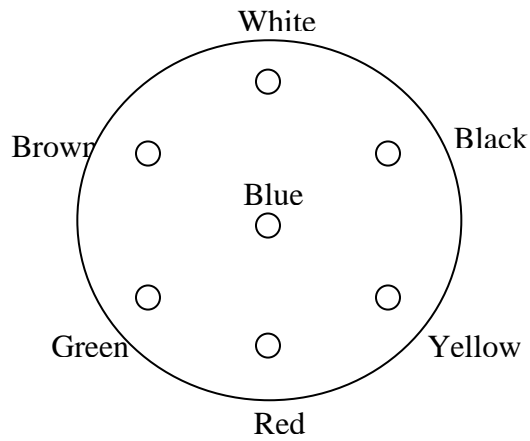
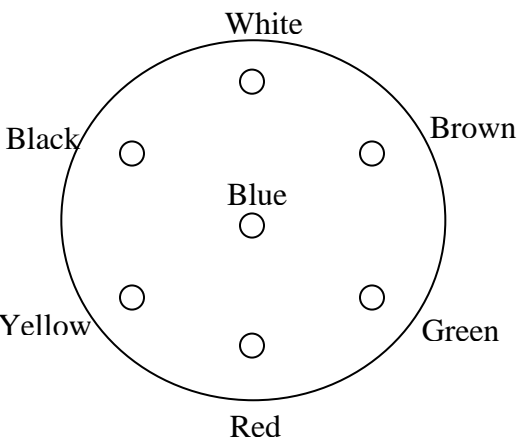
CONNECTOR MARKING COLOR

APPLICATION

WHITE.....	GROUND
BLACK.....	TAIL LIGHT
BROWN.....	TAIL LIGHT
YELLOW.....	LEFT TURN SIGNAL
GREEN.....	RIGHT TURN SIGNAL
BLUE.....	ELECTRIC BRAKE
RED.....	12-VOLT BATTERY- WITH 30-AMP AUTOMATIC BIMETAL THERMAL RESET CIRCUIT PROTECTION

SOCKET MARKINGS

PLUG MARKINGS



**SPECIFICATIONS: TCAABC-2019
TRAILER CONNECTION / ABS AIR BRAKE CONTROL**

7-Way Round Pin Trailer Connectors for Authority Trucks and Trailers

CONNECTOR MARKING COLOR

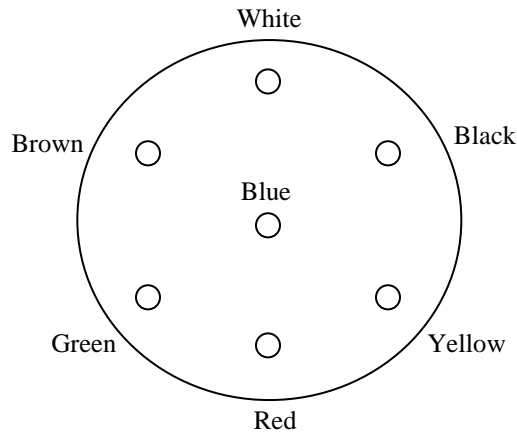
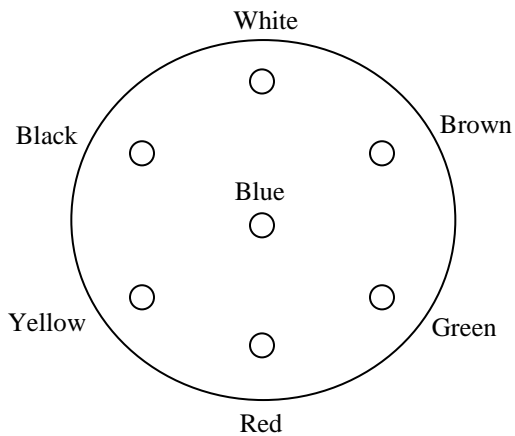
APPLICATION

WHITE.....	GROUND
BLACK.....	TAIL LIGHT
BROWN.....	TAIL LIGHT
YELLOW.....	LEFT TURN SIGNAL
GREEN.....	RIGHT TURN SIGNAL
RED.....	STOP LAMPS
BLUE.....	ABS POWER

SOCKET MARKINGS

PLUG MARKINGS

GREEN RECEPTICLE



FAILURE TO COMPLETE ALL AREAS MAY RESULT IN REJECTION OF BID

UNIT INFORMATION FORM

(Must be submitted by vendor with bid documents)

TRUCK CHASSIS:

YEAR: _____ MAKE: _____ MODEL: _____

ENGINE MAKE: _____

MODEL: _____ CID: _____ HP: _____ @ _____ RPM

ALTERNATOR MAKE: _____ MODEL: _____

AMPS: _____

BATTERY VOLTS/AMPS: _____

C.C.A. @ 0° F: _____

TRANSMISSION MAKE: _____

MODEL: _____

BACK-UP ALARM MAKE: _____

TIRE SIZES: FRONT: _____ REAR: _____

SERVICING AGENCY: _____

LOCATED AT: _____

TELEPHONE #: _____

CONTACT: _____

Name & Title

BODY:

DESCRIPTION: _____

YEAR: _____ MAKE: _____ MODEL: _____

INSTALLER: _____

SERVICING AGENCY: _____

LOCATED AT: _____

TELEPHONE #: _____

CONTACT: _____

Name & Title

DERRICK:

YEAR: _____ MAKE: _____ MODEL: _____

INSTALLER: _____

SERVICING AGENCY: _____

LOCATED AT: _____

TELEPHONE #: _____

CONTACT: _____

Name & Title

POLE PULLER:

YEAR: _____ MAKE: _____ MODEL: _____

CAPACITY: _____ LBS.

INSTALLER: _____

SERVICING AGENCY: _____

LOCATED AT: _____

CONTACT / TELEPHONE #: _____

INVERTER:

YEAR: _____ MAKE: _____ MODEL: _____

WATTS: _____

INSTALLER: _____

SERVICING AGENCY: _____

LOCATED AT: _____

TELEPHONE #: _____

CONTACT: _____

Name & Title

WORK LIGHTS:

YEAR: _____ MAKE: _____ MODEL: _____

INSTALLER: _____

SERVICING AGENCY: _____

LOCATED AT: _____

TELEPHONE #: _____

CONTACT: _____

Name & Title

ROTATOR LIGHTS:

YEAR: _____ MAKE: _____ MODEL: _____

INSTALLER: _____

SERVICING AGENCY: _____

LOCATED AT: _____

TELEPHONE #: _____

CONTACT: _____

Name & Title

LIGHTBAR:

YEAR: _____ MAKE: _____ MODEL: _____

INSTALLER: _____

SERVICING AGENCY: _____

LOCATED AT: _____

TELEPHONE #: _____

CONTACT: _____

Name & Title

