
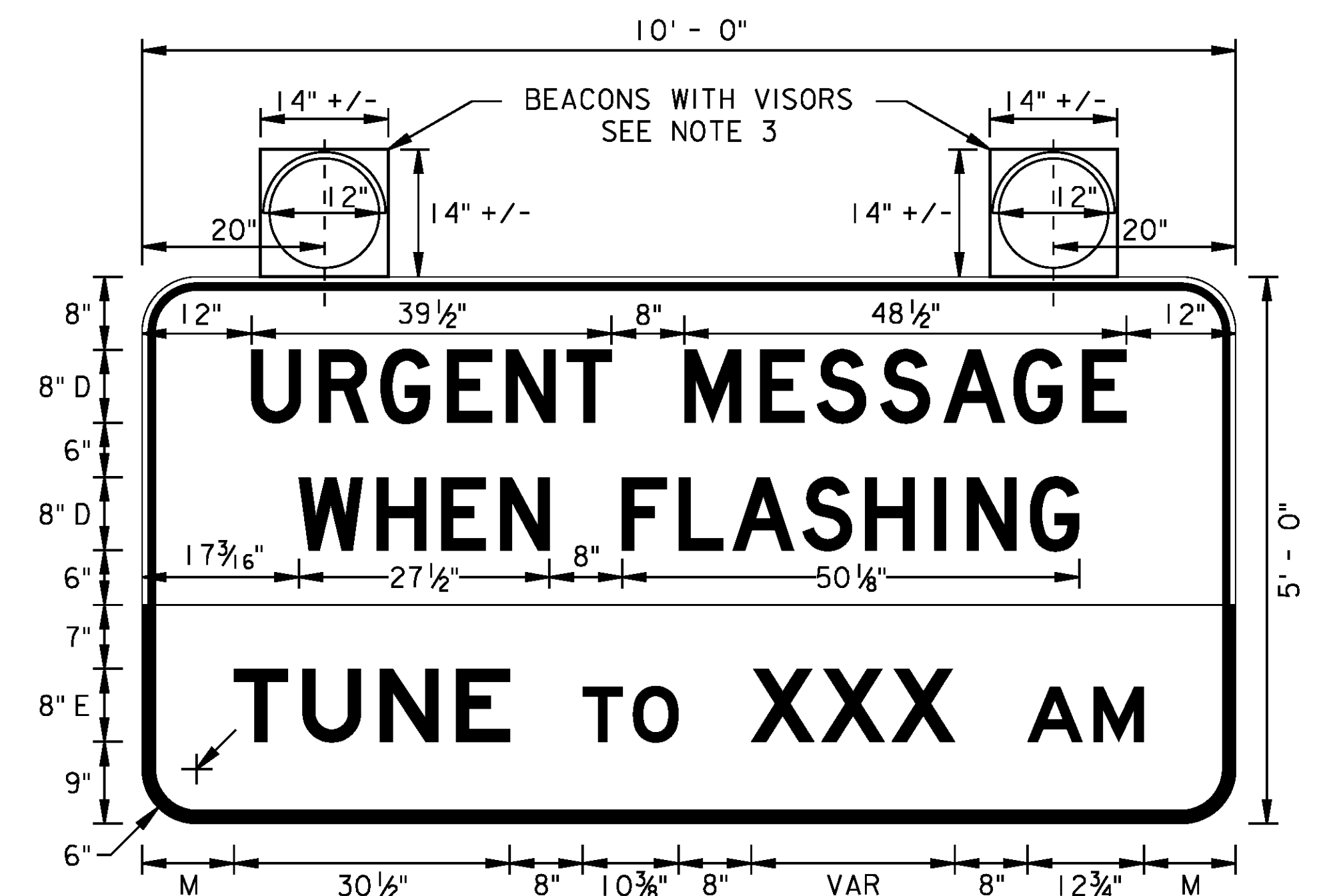




BORDER: 1"  
D(NJTA)12-5GSP



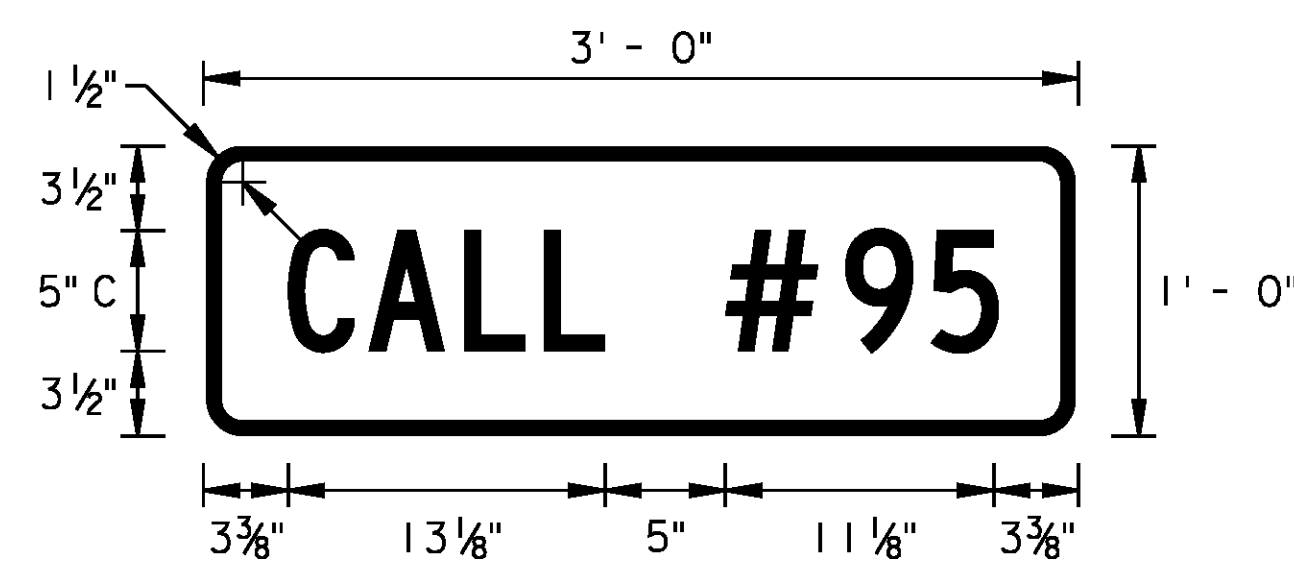
BORDER: 1"  
D(NJTA)12-5a NJT



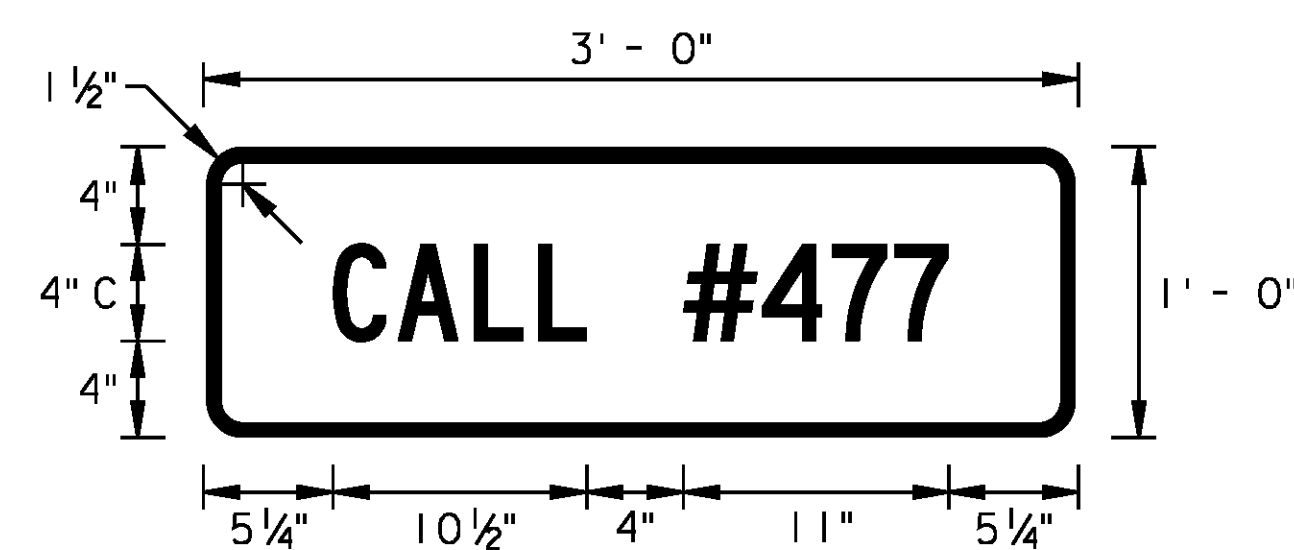
TOP SECTION  
BORDER: 7/8", INSET: 5/8"  
LEGEND AND BORDER: BLACK  
BACKGROUND AND INSET: YELLOW

BOTTOM SECTION  
BORDER: 1 1/2", NO INSET  
LEGEND AND BORDER: WHITE  
BACKGROUND: BLUE

STANDARD SIGN GS-HAR  
SEE NOTE 3



BORDER: 5/8"  
MSS-8aP  
SEE NOTE 2



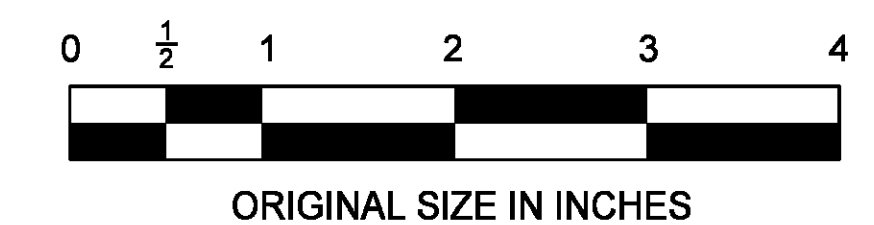
BORDER: 5/8"  
MSS-8bP  
SEE NOTE 2



BORDER: 1"  
D(NJTA)12-5b NJT

NOTES:

- SEE STANDARD DRAWING SL-7 FOR MORE INFORMATION.
- MSS-8 SERIES ARE TO BE MOUNTED BELOW R(NJTA)8-7b. SEE STANDARD DRAWING SL-9.
- FOR SIGN GS-HAR, BEACONS ARE TO BE MOUNTED CENTERED ON SIGN SUPPORTS. VISOR IS TO BE MOUNTED PERPENDICULAR TO BEACON HOUSING. BEACON AND VISOR DIMENSIONS AS PROVIDED BY MANUFACTURER MAINTAINING A 12 INCH SIGNAL FACE.



| App. | No. | DATE  | REVISION         |
|------|-----|-------|------------------|
|      |     | 11/12 | ORIGINAL DRAWING |

|                                |                     |
|--------------------------------|---------------------|
| NEW JERSEY TURNPIKE AUTHORITY  |                     |
| <b>GENERAL SERVICE SIGNING</b> |                     |
| OFFICE OF THE CHIEF ENGINEER   | STANDARD<br>DRAWING |
|                                | SL-26               |