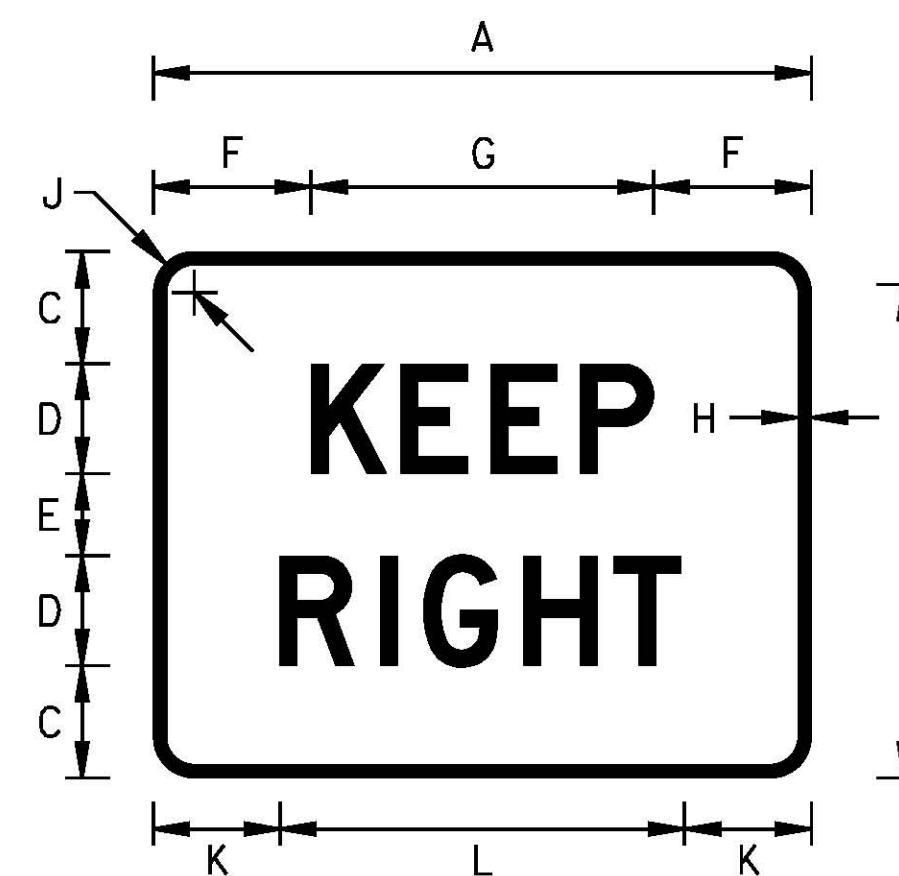


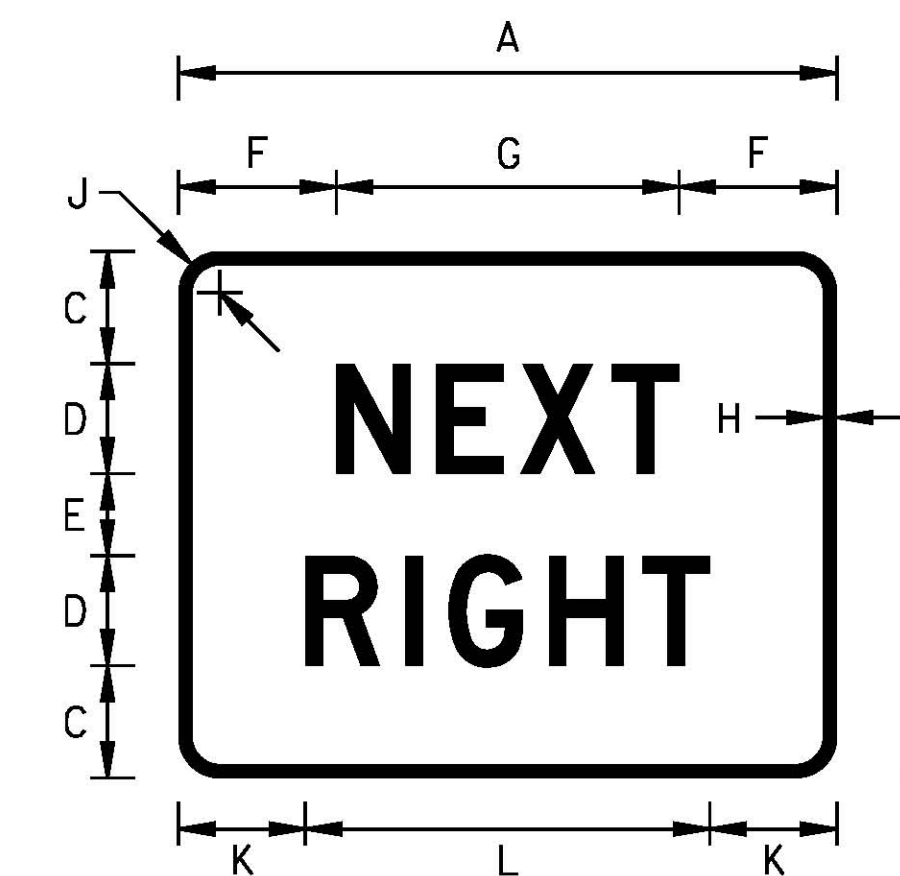
LEGEND, BORDER AND BACKPLATE: YELLOW
BACKGROUND AND BORDER INSET: BLUE

A	B	C	D	E	F	G	H	J	K	L
24	6 1/4	10	7 3/4	8 9/16	15 7/16	5 5/8	12 3/4	2 3/4	1/2	1
36	9 1/2	15	11 1/2	12 7/8	23 1/8	8 1/2	19	4	3/4	1 1/2

M(NJTA)1-6
SEE NOTE 2



M(NJTA)5-4aR (or L)



M(NJTA)5-4bR (or L)

A	B	C	D	E	F	G	H	J	RIGHT		LEFT	
									K	L	K	L
24	18	3 1/2	4	3	4 3/16	15 5/8	1/2	1 1/2	4 5/8	14 3/4	6 1/8	11 3/4
30	24	5	5	4	5 1/4	19 1/2	3/4	1 7/8	5 3/8	18 1/4	7 5/8	14 3/4

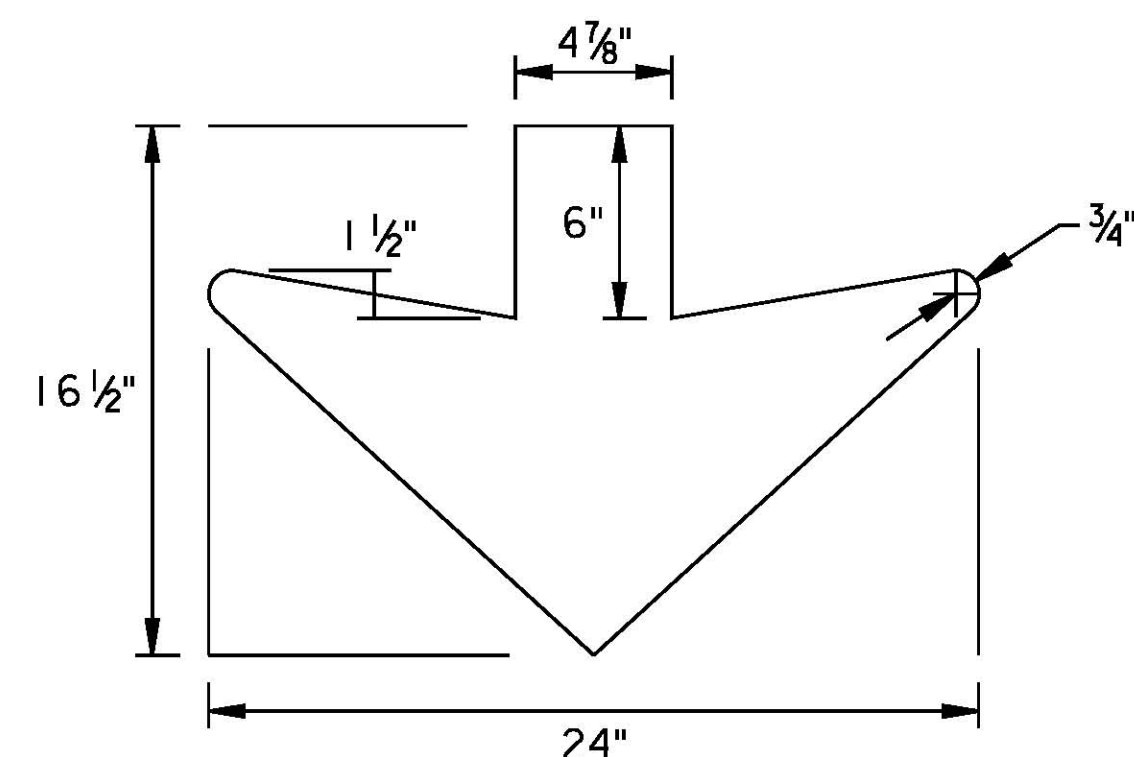
LEGEND AND BORDER: WHITE (TURNPIKE)
YELLOW (PARKWAY)

BACKGROUND: GREEN

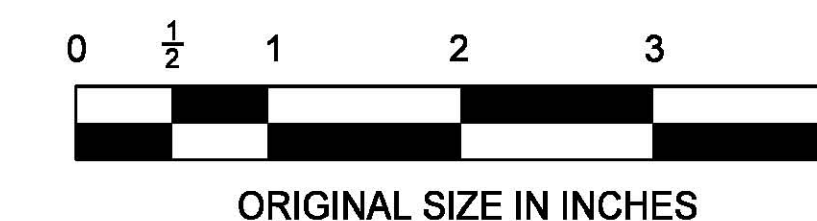
M(NJTA)5-4 SERIES

NOTES:

- SEE STANDARD DRAWING SL-3 FOR MORE INFORMATION.
- M(NJTA)1-6 IS FOR GUIDE SIGN USE ONLY. THE OFFICIAL COUNTY NAME AND THE LEGEND "COUNTY" ARE OMITTED AS SHOWN. 36" x 36" SIGN SHALL BE USED IN ALL MAINLINE APPLICATIONS. USE OF 24" x 24" SIGN REQUIRES APPROVAL OF NJTA ENGINEERING DEPARTMENT.



REDUCED DOWN ARROW OPTION
FOR HYBRID VMS ONLY
COLOR: WHITE ONLY



App.	No.	DATE	REVISION
		11/12	ORIGINAL DRAWING

CONTRACT NO.

NEW JERSEY TURNPIKE AUTHORITY

TRAILBLAZER AND GUIDE SIGNING

OFFICE OF THE CHIEF ENGINEER STANDARD DRAWING

SL-13

SHEET NO. OF