



## *Document Change Announcement*

### *Standard Drawings*

**DCA2012-SD-01**

**DATE: February 29, 2012**

**Subject: Replace Standard Drawings**

### Description of Change

Standard Drawings ITS-1, 2, 7, 8, 9, 10, 11, 12, 14, 16, 20, 22, 24 & 26, SI-22B, VM-8 & VM-9 have been revised to include modifications required to clarify grounding details.

### Instructions to Designers and Consultants


Effective immediately, the new standard drawings contained in this announcement shall be applied to all projects in every phase of design. For advertised contracts awaiting the opening bids, this revision shall be incorporated via addendum, if applicable. Contact your NJTA Project Manager for instructions.

Designers may access these revisions in the NJTA Standard Drawings, which is available on the Authority's Web Page: <http://www.state.nj.us/turnpike/standard-drawings.html>.

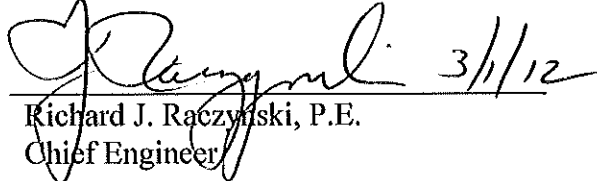
### Information for In-House Staff

The new standard drawings have been incorporated into the Standard Drawings, which is available on the Authority's Web Page: <http://www.state.nj.us/turnpike/standard-drawings.html>. Please distribute the information to your respective Project Managers and have them direct their consultants appropriately.

**Recommended By:**

  
\_\_\_\_\_  
Robert J. Fischer, P.E.  
Assistant Chief Engineer, Design

**Approved By:**

  
\_\_\_\_\_  
Richard J. Raczynski, P.E.  
Chief Engineer

*cc: Senior Staff Engineering, Operations & Maintenance Departments, All Prequalified Consultant Firms, File*

# *New Jersey Turnpike Authority*

## DOCUMENT UPDATE REQUEST

**Forward to Assistant Chief Engineer, Design**

<b>Initiator</b>	Nisha H. Patel / Anthony Bartello	<b>Submittal Date</b>	2/29/12
<b>Firm</b>	NJTA/ HNTB	<b>Telephone</b>	Ext. 8285

### Document (check one)

- Procedures Manual
- Design Manual
- Sample Plans
- Standard Drawings
- Standard Specifications

### Description of Change

Delete Standard Drawings ITS-1, 2, 7, 8, 9, 10, 11, 12, 14, 16, 20, 22, 24 & 26, SI-22B, VM-8 & VM-9 and replace with the attached standard drawings.

### Reason for Change


These Standard Drawings have been revised to include modifications required to clarify grounding details based on constructability comments from on-going VMS Installations contracts on both Roadways.

**NEW JERSEY TURNPIKE AUTHORITY**

**FROM THE DESK OF**

***JANE F. POPPE***

**ENGINEERING DEPARTMENT**



**TO:** Bob Rosenbaum

**DATE:** March 1, 2012

**RE:** DCA2012-SD-01

Attached is a CD for DCA2012-SD-01, ITS Revisions dated February 2012 and a copy of the DCA. Please let Bridget know when the changes have been made so that she may have them posted.

Thank you.

**cc:** Bridget Harrington-Ernst